

Principal.

Kitchens

COMPLETE RANGE CATALOGUE

KITCHENS • LAUNDRY • OUTDOOR KITCHENS • WARDROBES

ARE YOU READY TO PLAN YOUR NEW KITCHEN?



PLANNING

PLAN YOURSELF OR ASK FOR DESIGN ASSISTANCE

Visit principalkitchens.com.au to learn more about designing your own space or requesting assistance from a member of our design team – available nationally. Measure your space and plan your new kitchen using our online kitchen designer. Create your room, choose kitchen style, add kitchen elements - once it's complete you can print it out as a shopping list to take into your local store to order.

CONTENTS

PLANNING	02	LAUNDRY	22	QUARTZ SINKS	42
03	CONTENTS	23	DOOR RANGE	43	LINEN SINKS
IT'S YOUR DECISION	04	DESIRE PAINTED DOOR	24	SQUARELINE SINKS	44
05	HARDWARE	25	DESIRE TEMPO	45	ESSENTIALS SINKS
METRO	06	WARDROBES	26	PANTRY SOLUTIONS	46
07	BRIGHTON	27	OUTDOOR KITCHENS	47	STORAGE SOLUTIONS
MISSION BEACH	08	CABINETRY	28	DRAWER ORGANISATION	48
09	SORRENTO	29	CABINETRY	49	WASTE & LAUNDRY
BEAUMARIS	10	IMPACT BENCHTOPS	30	CABINET LIGHTING	50
11	JAPANESE PEAR	31	IMPACT BENCHTOPS	51	PLANNING TIPS
NEWPORT	12	LAMINATE BENCHTOPS	32	DESIGN TIPS	52
13	FUJI WHITE	33	LAMINATE BENCHTOPS	53	MEASURING TIPS
KIRRA	14	ALUSION SPLASHBACKS	34	END PANELS & CAVITIES	54
15	SHAKER	35	ALUSION SPLASHBACKS	55	DESIGN SPACE
HAMPTON	16	DECORATIVE HANDLES	36	DELIVERY & INSTALL	56
17	PURITY	37	DECORATIVE HANDLES	57	WARRANTY INFORMATION
GRIGIO PIETRA	18	APPLIANCES	38	ESSENTIALS CHECKLIST	58
19	ANTRACITE	39	APPLIANCES	59	HÄFELE AUSTRALIA
GRIGIO SETA	20	MIXER TAPS	40		
21	GLASS DOORS	41	MIXER TAPS		

IT'S YOUR DECISION

The very best kitchen solutions from around the world have been brought together to create a stunning range of modular kitchens, all available to order today.

Durability is key across the entire Principal range with doors and drawer fronts in quality melamine, UV lacquer, acrylic, 2 pack painted finishes, special order personal colours, cabinets made in Australia, soft close drawers and Italian soft close hinges. The care and attention to detail we put into every kitchen makes a world of difference.

PRINCIPAL KITCHENS ARE READY TO ASSEMBLE AND INSTALL

Every detail of the kitchen you're about to discover has been designed around the very best in contemporary living. With clever storage solutions, the latest finishes and special touches to make your kitchen distinctly your own, Principal helps set a new standard in kitchen design trends. Discover durable and stylish benchtops and finish your room with sinks and tapware. From traditional to ultra cool and contemporary looks there really is something to inspire everyone in a Principal kitchen.

Installing your Principal kitchen couldn't be easier with all assembly hardware included in our cabinet packs such as hinges, soft close runners, screws and cabinet feet. No separate purchases of this hardware or fasteners are required.

OUR WARRANTY

Your kitchen is the heart to the home. So it's great to know your Principal kitchen is backed by a 10 year guarantee. All cabinetry features solid backs, moisture resistant E1 Australian particle board, quality polymer edging on all exposed edges of the cabinetry and multiple support rails to take substantial weight. Which means you can be sure your kitchen will withstand the realities of modern living.

FINEST QUALITY FINISHES

Our kitchens are finished with the finest quality doors and drawer fronts in Melamine, UV, acrylic and 2 pack painted finishes, Italian soft close hinges, soft close drawer runners and hardware from Häfele and Kesseböhmer.

Quality and durability is key. Substantial 18mm doors on all our kitchens provide that premium feel.

WITH YOU ALL THE WAY

Our team of designers are on hand to help you select the right kitchen for your home and your lifestyle. They know every detail of the kitchens inside and out, to give you the right advice first time, every time.

THE ENVIRONMENT

Principal kitchens are committed to the environment and reducing the impact to the world's natural resources. With that in mind, we created a very high set of environmental standards for our kitchens.

- > We use E1 (low formaldehyde emitting) rated quality melamine board and panels as a minimum in the manufacturing of all cabinets, doors and laminate benchtops.
- > All cabinetry meets AS4707 standard as part of the Australian Forestry Certification Scheme.

HARDWARE



PRINCIPAL IS PARTNERED WITH HÄFELE TO DELIVER YOU PREMIUM EUROPEAN HARDWARE AND ACCESSORIES

Step into a world of premium hardware options for your new kitchen, wardrobe, or laundry, as Principal and Häfele join forces. With a remarkable 100-year legacy, Häfele is a globally renowned brand synonymous with top-quality cabinet hardware. We're thrilled to offer their premium soft close hardware options, perfectly tailored to complement the superior craftsmanship of the Principal range. Trust in the expertise and excellence that this partnership brings to enhance your living spaces.



SOFT CLOSE ITALIAN HINGES

Say farewell to noisy disruptions with our soft close hardware, designed to deliver graceful and silent closing motions for both drawers and doors. Our meticulously crafted premium components ensure smooth and gentle closures. Embrace the tranquility and elegance that soft close hardware brings to your kitchen and where slamming sounds become a thing of the past.



HIGH-QUALITY HINGES AND RUNNERS, NO EXTRA COST

Experience exceptional quality in our Principal range with complimentary, premium hinges and runners. Crafted with precision, these superior components offer durability and seamless operation, adding a touch of luxury to your kitchen at no additional expense. Enjoy unparalleled functionality and aesthetics without stretching your budget.



METAL SIDED DRAWERS

Elevate the aesthetics of your kitchen with our metal sided drawers, showcasing a double wall design that discreetly hides the runners from view, resulting in a sleek and uncluttered appearance. Enjoy the added touch of luxury as our drawers come standard with soft-close hardware, ensuring gentle and silent closure for a seamless experience.



METRO - WHITE MATT PREMIUM MELAMINE



Image represents Principal cabinets and doors. Other products and accessories are for illustrative purposes only.

METRO

Classic, timeless and clean lines. Metro white doors work perfectly in any kitchen. Clean, simple lines with a smooth soft close motion.

BRIGHTON - LIGHT GREY GLOSS UV LACQUER




Image represents Principal cabinets and doors. Other products and accessories are for illustrative purposes only.

BRIGHTON

Featuring UV lacquer with an ultra high gloss finish for high impact. Brighton is eye catching and stylish in neutral grey and has a matching colour polymer edge on the doors and drawer fronts.

MISSION BEACH - WHITE GLOSS UV LACQUER



Image represents Principal cabinets and doors. Other products and accessories are for illustrative purposes only.

MISSION BEACH

Brighten up your kitchen with Mission Beach white gloss doors and drawers. UV Lacquer finishes provide added protection from natural light.

SORRENTO - DARK GREY GLOSS UV LACQUER




Image represents Principal cabinets and doors. Other products and accessories are for illustrative purposes only.

SORRENTO

Effortlessly eye catching, the high gloss finish of this sleek, modern kitchen creates immediate impact in your home. Features UV lacquered door with colour matched edging.

BEAUMARIS - GREY METALLIC GLOSS ACRYLIC



Image represents Principal cabinets and doors. Other products and accessories are for illustrative purposes only.

BEAUMARIS

Chic in metallic grey, this kitchen has an ultra high gloss finish with an illuminating glass effect.

JAPANESE PEAR WOODGRAIN - GLOSS UV LACQUER




Image represents Principal cabinets and doors. Other products and accessories are for illustrative purposes only.

JAPANESE PEAR

Featuring a luxurious 3D edge, the high gloss UV lacquer doors offer an exceptionally modern glass effect and deceptively real glazed appearance.

NEWPORT - WHITE GLOSS 2 PACK PAINT



Image represents Principal cabinets and doors. Other products and accessories are for illustrative purposes only.

NEWPORT

Create the ultimate in crisp, sleek design with the timeless gloss white Newport style.

FUJI WHITE - WHITE GLOSS ACRYLIC



Image represents Principal cabinets and doors. Other products and accessories are for illustrative purposes only.

FUJI WHITE

A stunning collection of ultra modern doors with a high gloss acrylic white finish - producing deceptively real glazed appearance.

KIRRA - WHITE SATIN 2 PACK PAINT



Image represents Principal cabinets and doors. Other products and accessories are for illustrative purposes only.

KIRRA

Made and crafted in Italy, the Kirra style provides a modern satin white finish and seamless 2 pack painted door.

SHAKER - WHITE SATIN 2 PACK PAINT



Image represents Principal cabinets and doors. Other products and accessories are for illustrative purposes only.

SHAKER

Shaker's crisp, white colour and satin texture combination creates a kitchen of striking contrasts. Drawing its inspiration from the classic Shaker door, this style is instantly appealing in all spaces.

HAMPTON - WHITE GLOSS 2 PACK PAINT



Image represents Principal cabinets and doors. Other products and accessories are for illustrative purposes only.

HAMPTON

Hampton is a timeless kitchen style whilst providing warmth and versatility to combine with a multitude of benchtop and splashback decors. A classically styled white gloss finish with elegantly cut detail and raised centre panel commands attention, whilst providing warmth and versatility to combine with a multitude of benchtop and splashback decors.

PURITY - WHITE GLOSS 2 PACK PAINT




Image represents Principal cabinets and doors. Other products and accessories are for illustrative purposes only.

PURITY

A sleek and modern high gloss white kitchen. The integrated J-pull handle creates a sophisticated designer look and avoids the need for handles.

GRIGIO PIETRA - SUPERMATT UV LACQUER



Image represents Principal cabinets and doors. Other products and accessories are for illustrative purposes only.

GRIGIO PIETRA

Adds a pleasant, silk-effect feel to the refined and modern elegance of the UV matt finish.

ANTRACITE - SUPERMATT UV LACQUER




Image represents Principal cabinets and doors. Other products and accessories are for illustrative purposes only.

ANTRACITE

Supermatt surface that stands out for its modern aesthetic.

GRIGIO SETA - SUPERMATT UV LACQUER



Image represents Principal cabinets and doors. Other products and accessories are for illustrative purposes only.

GRIGIO SETA

An innovative, soft-touch, matt lacquer finish.

GLASS DOOR STYLES



WHITE GLOSS, CLEAR GLASS 2 PACK PAINT

SHOWCASE

The Showcase overhead doors feature 4mm toughened glass, a gloss white finish frame and is crafted in Italy.

Paired here with the Principal Hampton doors, this style will give your kitchen an elegant and unique look.



WHITE SATIN, CLEAR GLASS 2 PACK PAINT

VISTA

The Vista Single pane glass door is a timeless kitchen style and is immediately obvious why its appeal never diminishes. A classically styled white satin finish suits the Kirra & Shaker door finish.



LAUNDRY




Image represents Principal cabinets and doors. Other products and accessories are for illustrative purposes only.

LAUNDRY

Design a laundry that looks great and functions well. Create a place for everything and showcase your interior style with complimentary finishes. Clever storage options, designer cabinetry and a large accessory range will allow you to add a modern finishing touch. The Principal functional laundry range has everything you're looking for and more.


PRINCIPAL DOOR RANGE




Metro - White Matt
Premium Melamine




Brighton - Light Grey
Gloss UV Lacquer




Mission Beach -
White Gloss UV Lacquer




Fuji White -
White Gloss Acrylic




Purity JPull - White
Gloss 2 pack paint




Shaker - White
Satin 2 pack paint



Hampton - White Gloss
2 Pack Paint



Kirra - White
Satin 2 Pack Paint



Newport - White Gloss
2 Pack Paint




Sorrento - Dark Grey
Gloss UV Lacquer




Beaumaris - Grey Metallic
Gloss Acrylic




Japanese Pear -
Woodgrain Gloss,
UV Lacquer




Grigio Pietra -
Supermatt UV Lacquer



Antracite - Supermatt
UV Lacquer



Grigio Seta -
Supermatt UV Lacquer



JPull White -
Satin 2 pack paint



Showcase - White Gloss
Clear Glass 2 Pack Paint



Vista - White Satin Clear
Glass 2 Pack Paint

DESIRE PAINTED DOOR RANGE



Shaker

Hampton

Purity

Newport

DESIRE PAINTED DOOR RANGE

The Desire painted door range has been developed to bring you unlimited options when designing your kitchen. You can choose from 4 unique door designs, unlimited colour options from the Dulux and Watty! colour palettes and two finishes.

We also guarantee all doors with a 10 year warranty and are confident in the quality of our products but we advise you clean your doors with care. When cleaning your doors we suggest you use a good microfibre cloth to avoid scratching or damaging the surface. If the marks or stains are especially stubborn you can use a mild detergent and warm water on the microfibre cloth too.

DESIRE TEMPO
MADE TO ORDER DOOR RANGE

A seductive variety of timeless neutral colours and decorative finishes are offered in the MELAMINE doors & panels range.

Ultramatt range are an acrylic, premium surface with fingerprint and scuff resistant properties, perfect for households with high-traffic areas.

Ravine range showcases the best natural touch timber surface lightly coloured with warm and inviting shades.

Woodmatt finish has a fine textured surface that offers good durability while retaining a high degree of decorative clarity.

- > Durable, hygienic and low maintenance solution
- > Scratch and moisture resistance
- > 1mm PVC Edging
- > 18mm Thickness
- > Australian Made
- > 7 year warranty



Black Ultramatt



Black Woodmatt



Lava Ultramatt



Sterling Ultramatt




Natural Oak Ravine



Prime Oak Woodmatt




Tasmanian Oak Woodmatt




Maison Oak Ravine




Mink Ultramatt



Jasmine Ultramatt



Aluminium J-Pull



Black Anodised J-Pull

Available with Desire Tempo range only.

WARDROBES



Artisian Oak



Natural Oak



White



Image represents Principal cabinets and doors. Other products and accessories are for illustrative purposes only.

WARDROBES

- Premium Häfele hardware including double wall soft close drawers.
- Full range of wardrobes accessories available.
- DIY friendly/easy to assemble – Pre-drilled with all assembly hardware included.
- 16 separate modules per colour.
- Cabinets are Australian made and manufactured.
- 10 year warranty.
- 16mm solid backs.

OUTDOOR KITCHENS



OUTDOOR KITCHENS

Whether you're looking for a holiday getaway in your backyard or an entertainer's dream area, the new outdoor Kitchen range from Principal will make it happen.

Take advantage of the many options including a beverage fridge and a variety of cabinet configurations, we make sure you can have all the creature comforts brought outdoors with you.

Designed and manufactured from hard-wearing, water-resistant materials, a Principal outdoor kitchen will still be looking good after many years of cooking and entertaining.

Featuring Australian made cabinets, premium Häfele hardware and Australian manufactured 12mm compact laminate benchtops and doors, the range is durable, antibacterial, water resistant and hard wearing.


With two door colours and four Benchtop colours to choose from, your outdoor kitchen can make a statement or sit unassumingly within your outdoor area.

From morning to night, a family dinner or large gathering, the outdoor kitchen is ready for it all.

BENCHTOP & DOOR COLOUR RANGE

AUSTRALIAN MANUFACTURED COMPACT LAMINATE

Compact 12 mm Laminate is durable, antibacterial, water resistant and hard wearing benchtops available in 4 colours, Calcutta Grey, White Cement, Catalina Marble, Metallic Texture. Compact Laminate is durable, antibacterial, water resistant and hard wearing. Doors available in 2 colours, Black and Charcoal



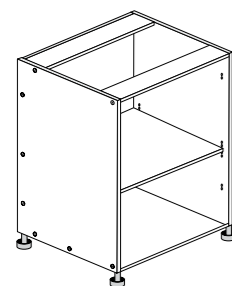
ISLAND GOURMET ELITE BY HEATLIE

The Island Gourmet Elite is Heatlie's Australian made, outdoor kitchen BBQ solution. Drop this built-in BBQ into your benchtop with minimal fuss and start entertaining your friends and family with ease. The Island Gourmet Elite comes in two sizes, the 600 and the 850, and has some serious versatility.

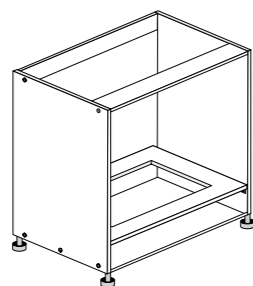
Sitting level with minimal obstruction, this outdoor kitchen BBQ features innovative Zero Clearance technology that allows for the barbecue to be built into any outdoor benchtop, including combustible materials (a first of its kind!). This leads to a stylish look that is cohesive with any design aesthetic whilst providing you with a high-quality Alfresco cooking experience.

CABINETS

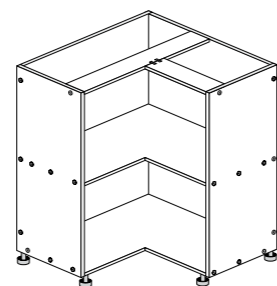
Our Principal cabinetry range has a huge number of options from base, tall wall, short wall, oven, microwave, pantry, drawer as well as corner options. All our cabinets are made in Australia from E1 moisture resistant particle board.



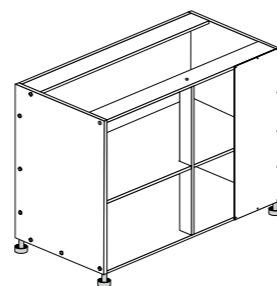
Base Cabinet
150, 200, 300, 350, 400, 450, 500, 600, 700, 800, 900, 1000mm



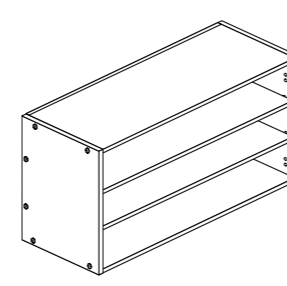
Oven Cabinet
600 & 900mm



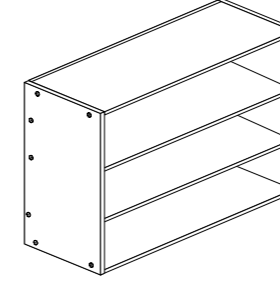
Corner Cabinet
900 X 900mm



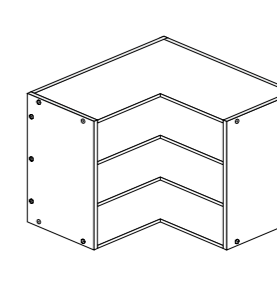
Blind Corner Cabinet
1100mm



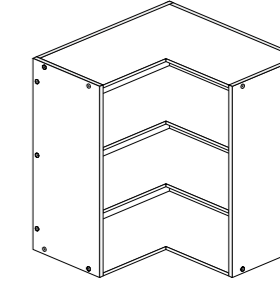
Short Wall Cabinet
150, 200, 300, 350, 400, 450, 500, 600, 700, 800 & 900mm



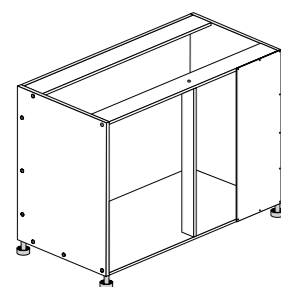
Tall Wall Cabinet
150, 200, 300, 350, 400, 450, 500, 600, 700, 800 & 900mm



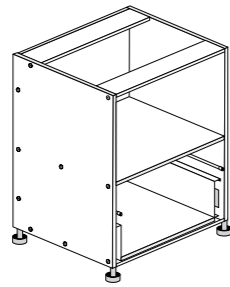
Short Corner Wall Cabinet
600 X 600mm



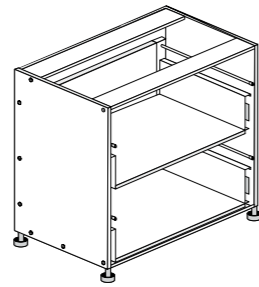
Tall Corner Wall Cabinet
600 X 600mm



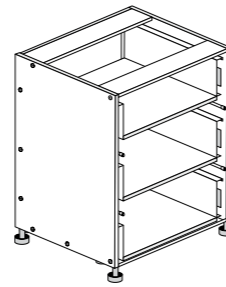
LeMans Cabinet Combo
1100mm



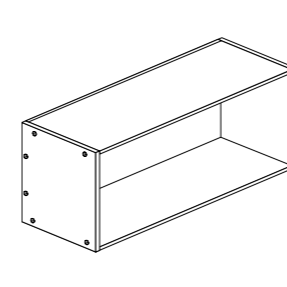
Cabinet With 1 Drawer
600mm, With Microwave Opening



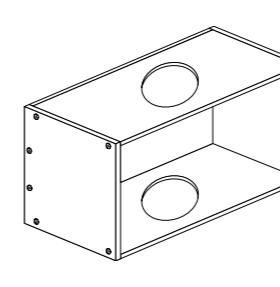
Cabinet With 2 Drawer
900mm



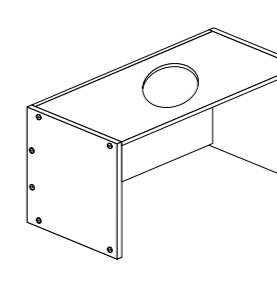
Cabinet With 3 Drawer
600, 800 & 900mm



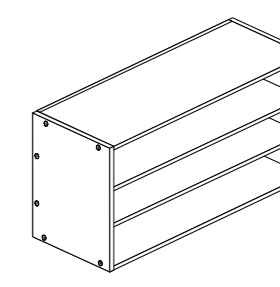
Over Fridge Cabinet
800, 900 & 1000mm



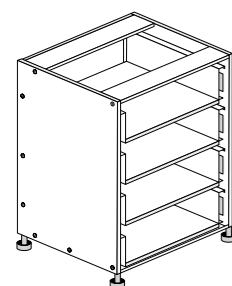
Rangehood Cabinet
600 & 900mm



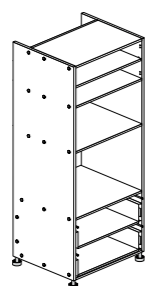
Integrated Rangehood
600 & 900mm



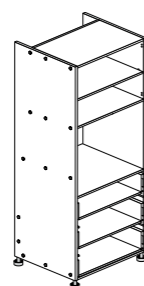
Short Free Flap Cabinet
800 & 900mm



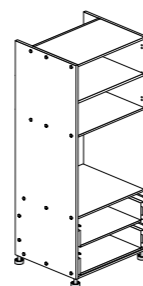
Cabinet With 4 Drawer
450mm



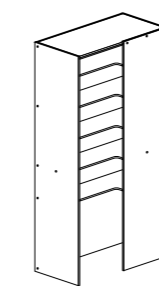
2 Drawer Oven Tower
600mm, With Microwave Opening



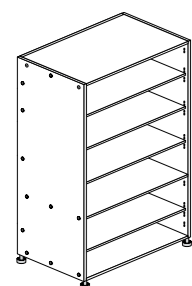
3 Drawer Oven Tower
600mm



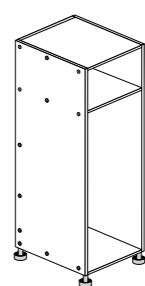
Double Oven Tower
600mm, With 2 Drawers



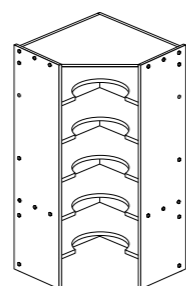
Blind Corner Pantry
1100mm



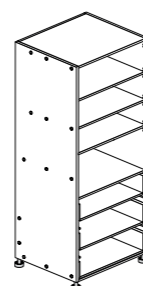
Pantry Cabinet
300, 400, 450, 600, 800 & 900mm



Pull Out Pantry
300mm
(Mechanism sold separately)



Corner Pantry
1010mm



3 Drawer Pantry Cabinet
600mm, Internal Drawers



All drawers are soft close as standard. Installed height of base cabinets 860mm. Installed height of tall cabinets 2204mm. Short wall 592mm high, Tall wall 720mm high. Appliance dimensions to be checked against cabinets prior to order.

All drawers are soft close as standard. Installed height of base cabinets 860mm. Installed height of tall cabinets 2204mm. Short wall 592mm high, Tall wall 720mm high. Appliance dimensions to be checked against cabinets prior to order.

HÄFELE

IMPACT

CUSTOMISED BENCHTOPS

MIROSTONE® BENCHTOPS

Mirostone® is a range of 20mm durable solid surface benchtops that have all the beauty and feel of natural stone combined with exceptional practicality.

Mirostone® is the perfect surface for domestic kitchens, but is equally at home in the bathroom or bedroom.

Mirostone® can be safely installed in your home using standard woodworking tools so therefore successfully avoids all the time consuming delays and inconvenience of other surfaces.


Mirostone® is a modified acrylic meaning unlike stone composites and other surfaces in the market, it can be repaired and renewed with ease.




COLOUR RANGE




Capri
Standard Benchtop



Aspen White
Standard Benchtop



Iconic Sand
Standard Benchtop



Ash Fall
Premium Benchtop



Alpine
Premium Benchtop



Warm Grey
Premium Benchtop



Diamond White
Premium Benchtop




Bianco Marble
Premium Benchtop




DUROPAL® QUADRA

Duropal® Quadra 38mm laminate benchtops are made in Germany with uncompromising quality and sustainably sourced materials and can be used wherever very high demands are made on surface resistance and durability. Thanks to their hygienic advantages, the classic areas of application in kitchens and bathrooms are the perfect fit.



Pale Lancelot
Fine Grain Benchtop




India White
Sand Pearl Benchtop



Bellato Gray
Sand Pearl Benchtop




Quartz Stone
Volcano Benchtop



Cararra Marble
Enhanced Semi Matt Benchtop



Centro
Sand Pearl Benchtop



Black Brazil
Volcano Benchtop



Oiled Oak
Natural Oak Benchtop



Icy White
Xtreme Matt Benchtop



Volcano Black
Xtreme Matt Benchtop

polytec

LAMINATE BENCHTOPS

Laminate benchtops are designed for applications such as kitchen benchtops, counter tops, bathroom vanities and laundry benchtops where a durable decorative surface is required.

Our laminate benchtop range is:

- Tough and durable
- Resistant to cracking and chipping
- Moisture resistant E0 (lightweight) LDF substrate
- Available in 21mm, 33mm and 40mm
- Available in Gloss, Matt, Smooth and Matera finishes
- Available in a maximum of 3600mm lengths x 1200mm widths
- Made in Australia
- Many more colours and finishes available



MATERA RANGE



Matera Athena Stone **Matera** Bernini Marble **Matera** Calacutta D'oro **Matera** Calacutta Grey **Matera** Catalina Marble




Matera Grey Cement **Matera** Navona Stone **Matera** Portland Stone **Matera** Dark Cement **Matera** Desideria Marble



Matera Tunisia Stone **Matera** White Cement



STANDARD LAMINATE RANGE




Agave Smooth Finish **Botanic** Smooth Finish **Black** Woodmatt / Matt Finish **Cosmic Granite** Smooth Finish **Blanco Marquina** Gloss / Matt Finish



Oasis Smooth Finish **Ochre Figured Wood** Smooth Finish **Charcoal Fabrini** Matt Finish **Forage** Smooth Finish **Marmo Di Torre** Smooth Finish



Florentine Walnut Woodmatt Finish **Fontaine** Matt Finish **Pallido** Smooth Finish **Classic White** Gloss / Matt Finish **Onyx Figured Wood** Smooth Finish



Nero Granite Matt Finish **Notaio Walnut** Woodmatt Finish **Topiary** Smooth Finish **Natural Oak** Matt Finish **Privincial Lime Stone** Smooth Finish



Portofino Stone Smooth Finish **Prime Oak** Woodmatt Finish **Tasmanian Oak** Woodmatt Finish **Pearl Fabrini** Matt Finish **Temple Stone** Matt Finish

ALUSION SPLASHBACKS



Alusion composite splashbacks, a sleek and modern alternative to glass, acrylic and tiled splashbacks, Alusion is a versatile choice for those looking for an affordable yet durable kitchen splashback material. Its perfectly smooth surface in high gloss or matt finish and modern colour selection will make your kitchen stand out from the rest!



ALUSION SPLASHBACKS



Alusion
Sunset Illusion Gloss



Alusion
Spectra Copper Gloss



Alusion
Spectra Purple Gloss



Alusion
Nano Flash Silver Gloss



Alusion
Dark Grey Matt




Alusion
Champagne Silver Matt



Alusion
Silver Grey Matt



Alusion
Dark Grey Silver Matt



Alusion
Pearl White Gloss



Alusion
Pearl Black Gloss



Alusion
Flash Silver Matt



Alusion
Champagne Matt



Alusion
Nano White Silver Gloss



Alusion
Nano Champagne Silver Gloss

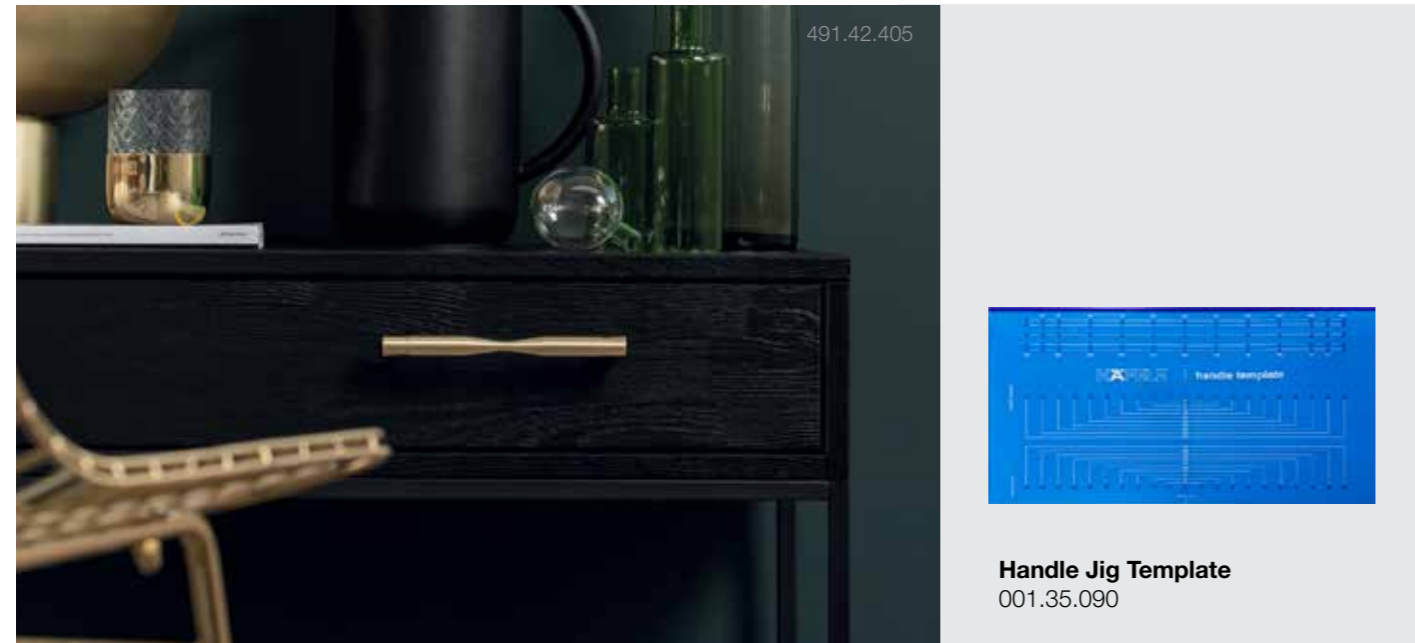














Alusion
Flash Green Matt



Alusion
Metallic Blue Matt

DECORATIVE HANDLES























- | | | | |
|------------------------------------------------------------------------------------|-------------------------------------------------------------------------------------|--------------------------------------------------------------------------------------|---------------------------------------------------------------------------------------|
|  |  |  |  |
| Antique Tin Colour Zinc Alloy Handle
110 X 28mm
491.42.437 | Brass Brushed Zinc Alloy Handle
176 X 36mm
491.42.405 | Bronze Oil Rubbed Handle
176 X 32mm
491.42.039 | Matt Black Zinc Handle
168 X 27mm
491.41.032 |
|  |  |  |  |
| Matt Black Steel Handle
168 X 35mm
491.41.041 | Chrome Polished Handle
220 X 30mm
491.41.090 | Nickel Brushed Zinc Alloy Handle
204 X 26mm
491.42.418 | Black Matt Zinc Handle
220 X 30mm
491.41.093 |
|  |  |  |  |
| Black Matt Zinc Handle
170 X 28mm
491.41.110 | White Matt Zinc Handle
170 X 28mm
491.41.112 | Black Matt Zinc Handle
138 X 28mm
491.41.120 | Matt Black Zinc Handle
172 X 24mm
491.41.140 |

Cabinet doors and drawers are not pre drilled for handles.

DECORATIVE HANDLES



- | | | | |
|---------------------------------------------------------------------------------------|---------------------------------------------------------------------------------------|---------------------------------------------------------------------------------------|---------------------------------------------------------------------------------------|
|  |  |  |  |
| Matt Chrome Plated Handle
135 X 35mm
491.41.906 | Matt Stainless Steel Handle
170 X 35mm
491.41.056 | Stainless Steel Handle
136 X 27mm
491.41.757 | Matt Plated Chrome Handle
128 X 25mm
491.42.054 |
|  |  |  |  |
| Matt Plated Chrome Handle
138 X 28mm
491.42.004 | Matt Chrome Handle
106 X 35mm
491.06.215 | Stainless Steel Handle
172 X 25mm
491.42.207 | Nickel Matt Handle
148 X 30mm
491.42.359 |
|  |  |  |  |
| Matt Plated Chrome Handle
112 X 24mm
491.41.954 | Matt Plated Chrome Handle
172 X 24mm
491.61.026 | Antique Iron Handle
136 X 33mm
491.41.504 | Matt Black Zinc Alloy Knobs
31 X 20mm
491.42.002 |
|  |  |  |  |
| Antique Iron Knob
34 X 25mm
491.51.260 | Antique Iron Knob
70 X 37mm
491.51.320 | Polished Chrome Knob
20 X 25mm
491.51.380 | Nickel Brushed Zinc Alloy Knob
31 X 20mm
491.42.003 |
|  |  |  |  |
| Gold Colour Brushed Zinc Alloy Handle
205 X 160mm
491.42.028 | Matt Black Zinc Handle
180 X 28mm
491.41.136 | Natural Oak Lacquered Handle
224 x 28mm
491.42.478 | Natural Oak Lacquered Handle
144 x 35mm
491.42.476 |

Cabinet doors and drawers are not pre drilled for handles.

APPLIANCES

milano
BY HÄFELE



5 Function Oven 60cm
Mechanical timer
538.01.151



5 Function Oven 60cm
Digital clock & timer
538.01.161



9 Function Oven 60cm
Digital clock & timer
538.01.171



4 Burner Gas Cooktop 60cm
Enamel trivet
538.01.871




4 Burner Gas Cooktop 60cm
Cast iron trivet
538.01.881



5 Burner Gas Cooktop 90cm
Cast iron trivet
538.01.893



Induction Cooktop 60cm
Touch control
538.01.921



Ceramic Cooktop 60cm
Touch control
538.01.911



Ceramic Cooktop 90cm
Touch control
538.01.933

APPLIANCES

milano
BY HÄFELE



Slide-out Rangehood 60cm
539.80.351



Tapered Canopy Rangehood 60cm
539.80.361



Tapered Canopy Rangehood 90cm
539.80.362



Built-in Rangehood 60cm
539.80.620



Built-in Rangehood 90cm
539.80.622



4 Burner Gas On Glass Cooktop 60cm
538.01.651



5 Burner Gas On Glass Cooktop 90cm
538.01.673



Freestanding Dishwasher 60cm
539.20.161



Microwave Built-in 60cm
538.31.370



9 Function Built-in Oven 90cm
538.01.183

MIXER TAPS



MIXER TAPS



Polished Chrome
566.68.250



Stainless Steel
566.68.080



Polished Chrome
566.68.270



Stainless Steel
566.68.090



Stainless Steel
569.41.030



**Gun Metal PVD Brushed
Stainless Steel**
566.69.340



**Black PVD Brushed
Stainless Steel**
566.68.340



**Gold PVD Brushed
Stainless Steel**
566.68.840



Polished Chrome
566.58.200



Polished Chrome
569.40.210



Matt Black / Chrome
566.68.301



Polished Chrome
569.40.200



Polished Chrome
569.40.220



Polished Chrome
569.41.250



Matt Black
569.41.310



Matt Black
566.68.311



**Matt Black
Flat**
566.68.321



**Polished Chrome
Gooseneck**
566.58.220



**Black PVD Brushed /
Polished Chrome**
566.69.351



**Black PVD / Brushed
Stainless Steel**
566.68.360



QUARTZ COMPOSITE SINKS



MADE IN GERMANY



Single Bowl
Onyx
570.30.260



Double Bowl Sink
Onyx
570.97.230



Double Bowl Sink With Drainer
Onyx
570.99.240



Single Bowl Laundry Sink
Onyx
570.30.270



Single Bowl With Drainer
Onyx
570.97.200



1 & 3/4 Bowl Sink With Drainer
Onyx
570.97.220



Single Bowl
Alpina
570.30.760



Double Bowl Sink
Alpina
570.97.730



Double Bowl Sink With Drainer
Alpina
570.99.740



Single Bowl Laundry Sink
Alpina
570.30.770



Single Bowl With Drainer
Alpina
570.97.700




1 & 3/4 Bowl Sink With Drainer
Alpina
570.97.720

LINEN TEXTURED SINKS



Single Bowl Sink
Stainless steel
567.33.606



Laundry Sink
Stainless steel
567.33.616



1 & 3/4 Bowl Sink
Stainless steel
567.33.626



Double Bowl Sink
Stainless steel
567.33.636



Drainer Tray
Stainless steel
567.34.974



Colander
Stainless Steel
567.34.952



Single Bowl Sink
Gun metal
567.33.646



Laundry Sink
Gun metal
567.33.656



1 & 3/4 Bowl Sink
Gun metal
567.33.666



Double Bowl Sink
Gun metal
567.33.676



Drainer Tray
Gun metal
567.34.975



Colander
Gun metal
567.34.953



SQUARELINE SINKS



Single Bowl Sink
567.33.306



Laundry Bowl Sink
567.33.316



1 & 3/4 Bowl Sink
567.33.326



Double Bowl Sink
567.33.336



Single Bowl Sink With Drainer
567.33.346



1 & 3/4 Bowl Sink With Drainer
567.33.356



Double Bowl Sink
567.33.366



Universal Drainer Mat
567.34.970



Colander
567.34.951



Wire Basket
567.34.910



Drainer Tray
567.34.971

SQUARELINE PLUS SINKS



Single Bowl Sink L/H Drainer
567.31.202



1 & 3/4 Bowl Sink L/H Drainer
567.31.222



Single Bowl Sink R/H Drainer
567.31.201



1 & 3/4 Bowl Sink R/H Drainer
567.31.221



Double Bowl Sink
567.33.250



Laundry Bowl Sink
567.33.260



Single Bowl Sink
567.33.200

ESSENTIALS SINKS



Single Bowl Sink With Drainer
Right Hand 567.01.024
Left Hand 567.01.025



1 & 3/4 Bowl Sink With Drainer
Right Hand 567.30.110
Left Hand 567.30.010



Double Bowl Sink With Drainer
Right Hand 567.30.100
Left Hand 567.30.000



Undermount Single Bowl Sink
567.33.130



Undermount 1 & 3/4 Bowl Sink
567.33.116



Undermount Double Bowl Sink
567.33.106



Laundry Tub
567.30.120



Round Bowl Sink
567.56.000



Laundry Bypass Kit
567.34.980



Double Bowl Sink Accessory Pack
567.34.900



1 & 3/4 Bowl Sink Accessory Pack
567.34.901



Drainer Tray
567.34.973



PANTRY SOLUTIONS



The Principal Range utilises Kesseböhmer by Häfele to add functionality to your kitchen. Manufactured in Germany, Kesseböhmer by Häfele accessories are the perfect combination of style and practicality.



Kesseböhmer Dispensa
Chrome Arena Style
546.51.321




Kesseböhmer Convoy Centro
Glass Arena Vario
545.81.683



Anthracite
Arena Style



Chrome
Arena Style



Chrome
Arena Classic



Kesseböhmer Tandem
Chrome Arena Style
545.94.612
Anthracite Arena Style
545.93.431



Kesseböhmer Convoy Lavido
Glass Arena Vario
549.62.516
Anthracite Arena Style
549.63.916

BASE STORAGE



Kesseböhmer No15
Arena Style
2 tier pullout
549.24.320



Kesseböhmer No15
Arena Style
Towel rail pullout
549.24.333



Kesseböhmer No15
Arena Style
Baking tray pullout
549.24.343



Kesseböhmer Comfort II
pullout
Chrome Arena 545.53.674
Anthracite 545.53.477



Kesseböhmer
Dispensa Junior III
Arena Style
545.11.614



Häfele 150mm
wide pullout
Wire baskets
495.35.000



Häfele pullout
storage unit
Wire baskets
545.26.293



Häfele double soft close
pullout storage baskets,
small & large
450mm 495.34.022
600mm 495.34.023



Kesseböhmer
Cleaning Agent pullout
White plastic
549.24.912



Kesseböhmer
Cooking Agent pullout
Silver plastic
549.24.972



Kesseböhmer Portero I
White / chrome
545.48.760



Kesseböhmer Portero II
White / chrome
545.48.761

CORNER SOLUTIONS



Kesseböhmer
LeMans corner unit
Arena style RH 541.32.620
Arena style LH 541.32.621



Kesseböhmer
LeMans corner unit
Anth / Arena RH 541.31.870
Anth / Arena LH 541.31.871



Blind corner cabinet &
LeMans combo unit
RH 561.00.370
LH 561.00.371



Häfele soft close
corner unit
Wire basket
LH & RH 548.16.202



Kesseböhmer
Magic Corner
Arena / C RH 546.17.602
Arena / C LH 546.17.603



Ninka Mondo corner
revolving unit
542.24.513



Kesseböhmer
270 Carousel unit
Arena Classic
542.31.250



Ninka
corner carousel unit
White plastic
541.45.837

STORAGE



WASTE & LAUNDRY MANAGEMENT



Kesseböhmer iMove single shelf

White - 600mm 504.68.617
 Anthracite - 600mm 504.68.313
 White - 900mm 504.68.619
 Anthracite - 900mm 504.68.315



Kesseböhmer iMove Double Shelf

White 504.68.623
 Anthracite 504.68.323



Free Flap cabinet

800mm 561.02.164
 900mm 561.02.163

DRAWER ORGANISATION




Drawer Insert, All rounder cutlery tray

To suit 400 and 450mm Drawer
 White 495.42.030



Ninka Cusio cutlery insert

To suit 450mm drawer
 Translucent White 556.24.842



Ninka Cusio cutlery insert

To suit 900mm drawer
 Translucent Graphite 556.24.962



Häfele Classic cutlery tray

To suit 600mm drawer
 Silver 495.42.004



Häfele Smart cutlery tray - Alto

To suit 450mm drawer
 White 495.42.002



Häfele Classico cutlery tray

To suit 900mm drawer
 White 495.42.007



Häfele Grip cutlery tray

To suit 600mm drawer
 Anthracite Pearl 495.42.008



Häfele Smart cutlery tray

To suit 600mm drawer
 White 556.60.789



Häfele Spice rack insert

To suit 450mm drawer
 White 495.42.009



Hailo Jumbo 42, hinged panel waste bin

To suit 400mm cabinet
 502.70.520



Hailo Euro Cargo ST60 waste bin

To suit 600mm cabinet
 503.70.455



Hailo 18L door mounted bin

To suit 450mm cabinet
 495.43.042



Hailo 2 X 18L double pullout bin

To suit 400mm cabinet
 495.43.005



Häfele 2 X 15L soft close, double pullout bin

To suit 400mm cabinet
 495.43.031



Häfele 2 X 20L soft close, double pull out bin

To suit 400mm cabinet
 495.43.030



Hailo 2 X 38L Double Pull out waste bin

To suit 450mm cabinet
 503.70.332



Hailo 2 X 15L double pullout bin

To suit 300mm cabinet
 495.43.004



Ninka 4.2L Bio Bin

To suit 400mm cabinet
 495.43.002



Häfele Worktop waste bin

5L 502.94.002
 11L 502.94.000



2x 20L Oska Waste Bin Combo

To suit 450mm cabinet
 561.00.015



Hailo 2 X 33L Laundry pullout hamper

To suit 450mm cabinet
 502.72.722



Häfele 1 X 35L Oska laundry hamper

To suit 450mm cabinet
 495.43.303



Häfele Ironfix drawer mount ironing board

To suit 450mm drawer
 568.60.710

CABINET LIGHTING



LOOX5

THE EXPERIENCE OF FOUR GENERATIONS.

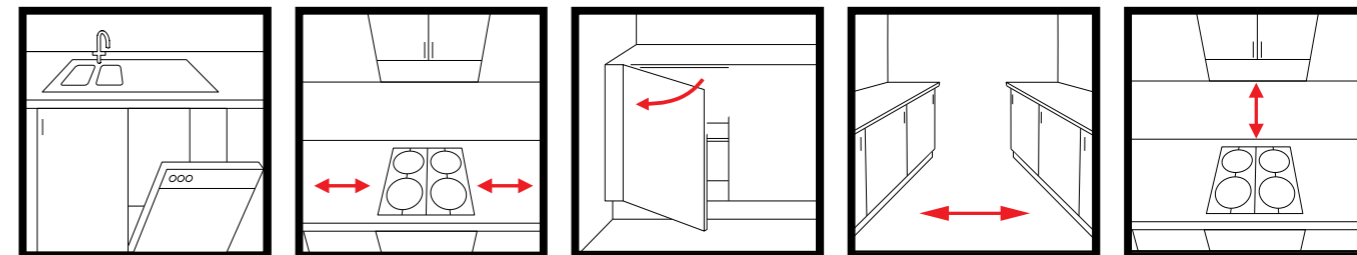
With the LOOX5 LED lighting system by Häfele it is easy to develop and plan flexible light ideas. The flexibility is a result of a wide selection of different components ranging from light fixtures to switches.

After four generations of development and research our comprehensive range of downlights, strip lights and drawer lighting ensure the perfect atmosphere for your project every time.



PLANNING TIPS

What We Recommend



For ease of plumbing, place a dishwasher near the sink and allow a minimum 600mm space to 'house' it.


Allow a minimum 450mm either side of the cooktop for safety and extra working space.

Leave space between a cabinet and your wall so doors can be fully opened and the cabinet easily accessed.

Allow a minimum 1.2m between opposite cabinets for maneuverability.

Allow a minimum 650mm between your cooktop and rangehood.

What Not To Do



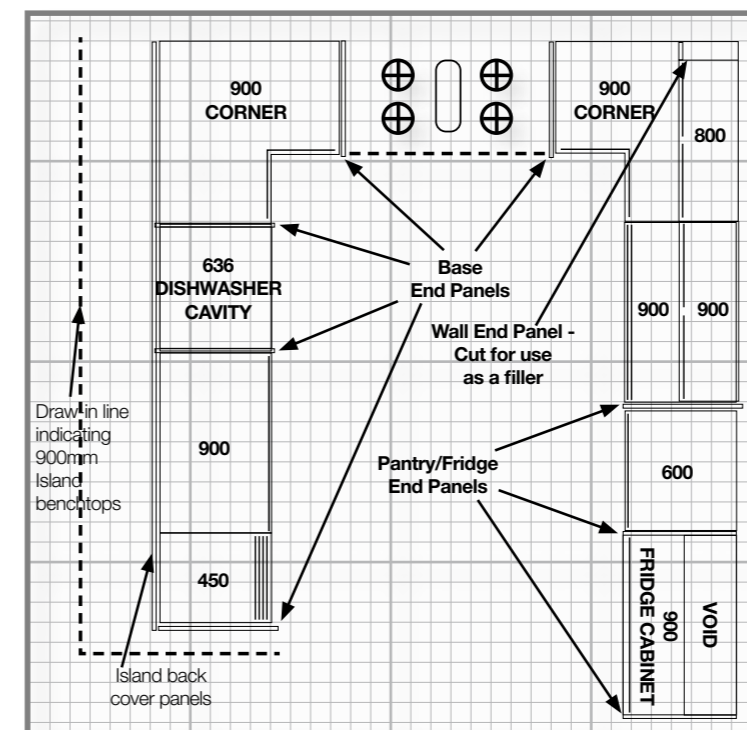
Don't place tall tapware in front of an opening window.

Don't place drawers in a corner where they can block other cabinets.

Don't place a cooktop next to a wall where it can cause overheating. Allow a minimum 450mm on either side.

Don't install a full set of drawers next to a cooktop. This can provide easy access to a hot cooking area for young children.

Don't place your dishwasher or stove in a corner where it can block other cabinets.



DESIGN HINTS & TIPS

Kitchen Design Example

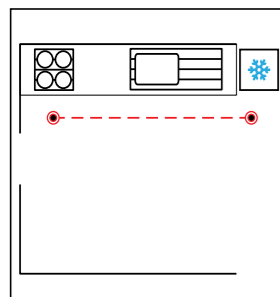
Shown here is a sample of a kitchen design. This design highlights the cupboards used, and indicates where panels should be used. You'll notice that we have marked in a solid line, indicating the wall perimeter of the kitchen.

THINK ABOUT THESE THINGS AND MAKE A LIST:

- > How will your family use it?
- > Do you need more storage than you have now?
- > Do you need more drawers or places to store pots and pans?
- > Will you need space for a dishwasher?
- > Is a pantry an option?

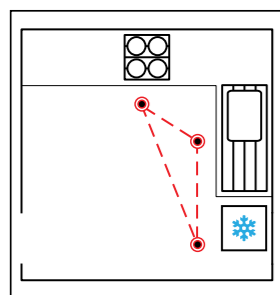
THE WORKING TRIANGLE:

Consider the natural flow between work zones in the kitchen. This work path is often referred to as the 'working triangle'. The working triangle illustrates the path between the most frequently used work areas, such as the fridge, sink and cooking appliances. Reducing the size of the working triangle will save you time and effort in your new kitchen. Using these four common kitchen layouts (Straight line, L-shape, U-shape and Galley), and referring to the working triangle, select the design most suited to your new kitchen.



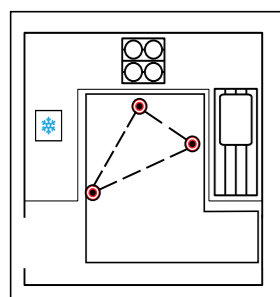
STRAIGHT LINE KITCHEN

This layout is best when the space available for your new kitchen is limited. There is no working triangle shown because the workflow is based on a straight line.



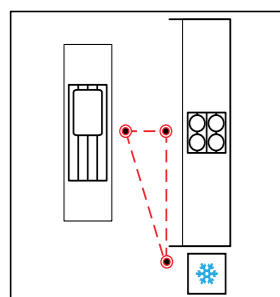
L-SHAPED KITCHEN

One of the most common layouts is the L-shaped kitchen, ideal for homes incorporating a small table for dining in the kitchen space.



U-SHAPED KITCHEN

If you have a large room, and want the most efficient working triangle, then the U-shaped kitchen is ideal. It is also perfect for the demands of a family, offering maximum storage space with many wall cabinet options.



GALLEY KITCHEN

This layout is featured in many homes, as it provides two opposing working and storage areas. Add a couple of bar stools to the island unit and this becomes a great kitchen for entertaining. Ideal for open plan living.

MEASURING TIPS

The first thing you need when you're thinking about a new kitchen is a working plan of your space. It's your starting point for designing, costing and building your perfect kitchen. We'll show you how to measure your kitchen space, locate your various services and fixtures, and then sketch your space on the grid provided.

With this sketch, you'll be able to plot a kitchen that suits your space and your needs. It is well worth taking the time to do this step correctly. It doesn't have to be a work of art, but it does need to be accurate.

1. Begin By Measuring Your Walls

When measuring the length of your walls, ideally measure at approximately 1m from the floor, keeping the measuring tape taut at all times (grab a friend to help with this step!). Starting in one corner of the room, measure to the adjacent wall and write down the measurement in millimetres.

Go all around the room until all walls are measured.

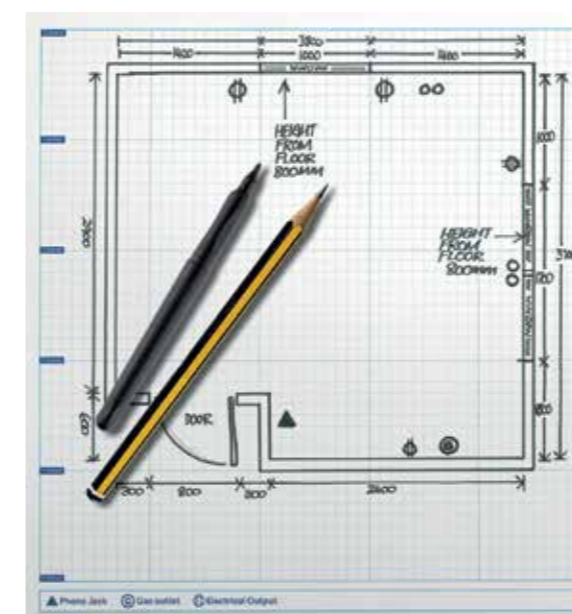
On a spare piece of paper, create a quick, rough sketch of your room shape and note your measurements against it as you move around the room. This will help to ensure you don't accidentally muddle up your measurements later on!

2. Measure Your Ceiling Height

You'll need to know where to position the cabinetry on your wall, and that you have enough room for them. It's best to measure your ceiling height in several places, as floors can be uneven. Write down your measurements.

3. Create A Sketch

Use the grid on the next page to create a sketch of your kitchen floor plan, and then transfer your measurements. See below for example.



4. Measure Your Fixtures

Measure any windows and doors, remembering to always measure from the outside edge of the architrave. Also take measurements of their location on the wall, i.e. how far is the window located from the corner of the wall and how high is it from the floor.

5. Locate Your Services

Find all your utility and services like electrical points, gas and plumbing and mark the relevant symbols onto your plan. Again, remember to note their height and position on the wall.

Symbols for the different utilities are shown below.

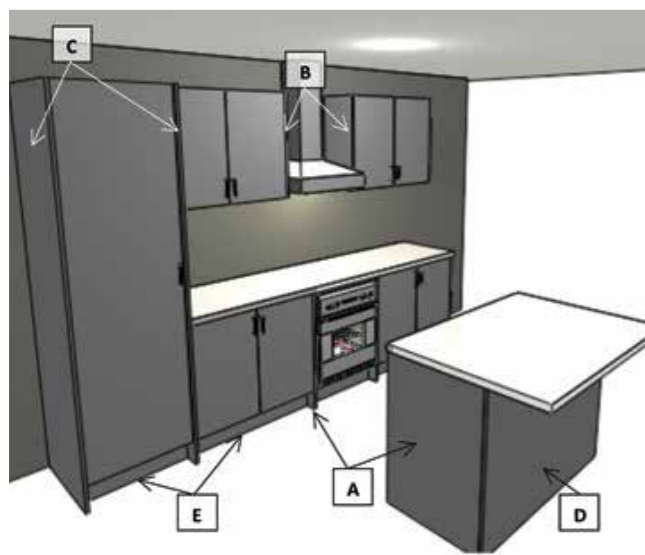
UTILITIES SYMBOLS



If you're still a bit uncertain about measuring up your kitchen properly, ask one of our kitchen expert's in-store for more information.

END PANELS & CAVITIES

Types Of Panels And Their Purposes



There are five types of panel you can install to give your new kitchen a clean finish. Each panel has a different purpose, explained below.

A. Base End Panel

Finishing exposed sides of base cabinets; placed either side of dishwasher cavity.

B. Wall End Panel

Finishing exposed sides of wall cabinets; used as filler panels (after cutting).

C. Pantry End Panel

Finishing exposed sides of pantry cabinets; to create a fridge box (the sides of the fridge wall cabinet); used as filler panels.

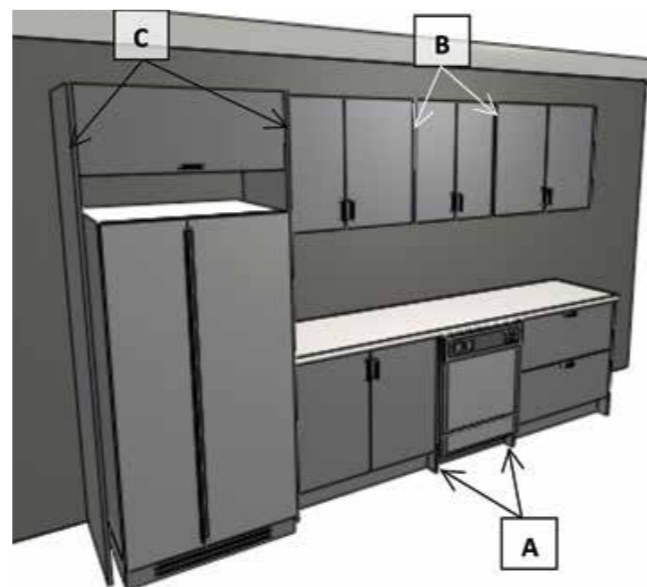
D. Island Back Panel

Finishing the cabinet backs of an island bench.

E. Kickboard

Hides adjustable feet of the base and pantry cabinets.

Kitchen Cavities



Here are some useful measurements when planning out your kitchen cavities, commonly spaces for dishwasher and fridge.

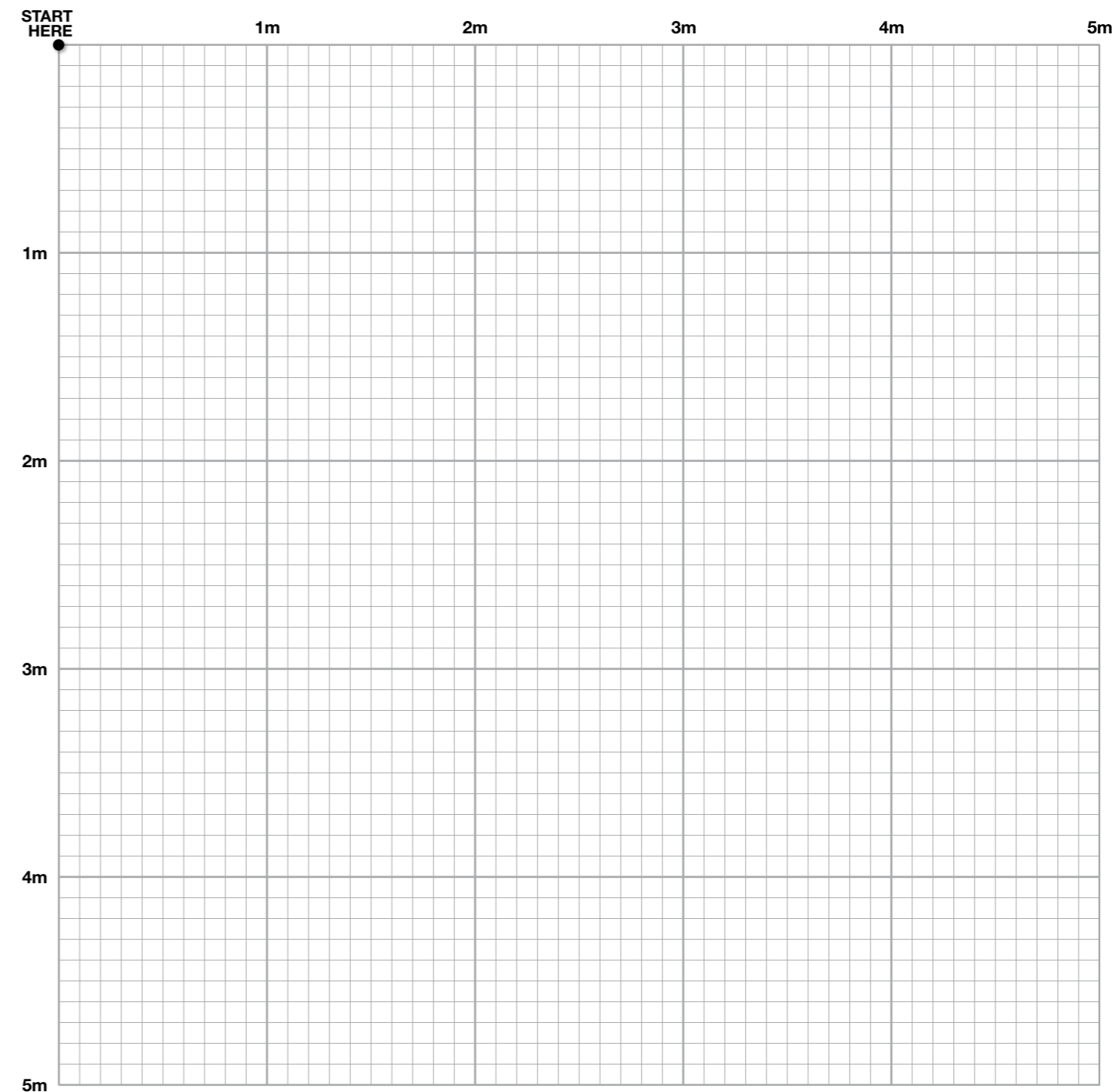
Dishwasher cavity: Leave a space of 636mm or more between two base cabinets. Base end panels are 18mm thick, so when you fix a panel to each exposed cabinet side there'll be at least 600mm of space for your dishwasher.

When using end panels for a dishwasher cavity, use wall end panels either side of a 600mm wall cabinet to keep alignment of your base and wall cabinets.

Fridge cavity: A space of 900mm in width should be sufficient, but check before you go ahead. You can also choose to mount an overhead fridge cabinet, between two pantry end panels. As the image shows, the fridge wall cabinet will mount to the front of the pantry end panels.

DESIGN SPACE

Measure and map out doors and windows. Make a note of which way they open. Locate and mark your plumbing and electrical outlets. Transfer all your measurements to the grid, and start designing!



DELIVERY & INSTALL

Home Delivery

Your Principal kitchen is available for you to take home from your local store, flat-packed for transportation. Or we can arrange delivery to your home if you'd prefer, for an additional fee. Just ask one of our staff for more information.



Install It Yourself

The Principal kitchen range is conveniently packed, making it simple for you to assemble and install. All cabinets are pre-drilled with all assembly hardware included. Alternatively, speak to our staff who will be able to refer you to a suitable local trade professional to quote for the installation of your kitchen.



A new kitchen doesn't have to be hard work, this helpful planning guide is full of tips and advice to help you create your dream kitchen. First up, you need to think about the basics. What do you need from your kitchen? This is probably the most important question, because apart from looking great it really needs to function well.

IMPORTANT - PLEASE READ:

All information and tips in this publication are of a general nature only and The Independent Hardware Group does not warrant the accuracy or completeness of the information and tips in this publication. This publication is not intended to be a substitute for expert advice. The Independent Hardware Group advises you to always consult an experienced and qualified person when undertaking jobs of this kind (including consulting a qualified trades person such as an electrician or plumber where relevant expert services are required). You should also consider any safety precautions that may be necessary when undertaking the work described in this publication (including wearing any necessary safety equipment such as safety glasses, goggles or ear protectors or hard hats). The information and tips in this publication are provided on the basis that The Independent Hardware Group excludes all liability for any loss or damage which is suffered or incurred (including, but not limited to, indirect and consequential loss or damage and whether or not such loss or damage could have been foreseen) for any personal injury or damage to property whatsoever resulting from the use of the information and tips in this publication. The Independent Hardware Group also notes that there may be laws, regulations or by-laws with which you must comply when undertaking the work described in this publication. You should obtain all necessary permissions and permits from council and/or any other relevant statutory body or authority before carrying out any work. Colours shown are as close as possible to actual product colours. Always confirm your choice with the sample products shown on the in-store displays. Independent Hardware Group reserves the right to correct any printing errors.

Mitre 10 Australia Pty Ltd ABN 98 009 713 704. Home Timber & Hardware Group Pty Ltd ABN 64 004 037 049

WARRANTY INFORMATION

Warranty Against Defects

1. Our goods come with guarantees that cannot be excluded under the Australian Consumer Law. You are entitled to a replacement or refund for a major failure and for compensation for any other reasonably foreseeable loss or damage. You are also entitled to have the goods repaired or replaced if the goods fail to be of acceptable quality and the failure does not amount to a major failure. Where a failure does not amount to a major failure, the Independent Hardware Group is entitled to choose between providing you with a repair, replacement or refund. To obtain compensation, you would need to provide documentary evidence of the loss or damage suffered, and documentary evidence that such loss or damage was a reasonably foreseeable consequence of a failure by the Independent Hardware Group to comply with a consumer guarantee under the Australian Consumer Law. Such evidence may include photographs, statutory declarations, receipts or reports (eg from your doctor), depending on the loss or damage.
2. In addition to all rights and remedies to which you may be entitled under the Competition and Consumer Act 2010 and any other relevant legislation, the manufacturer warrants Principal kitchens to be free from defects in workmanship for a period of 10 years from the date of purchase.
3. In order to claim under this warranty simply visit the Independent Hardware Group store (Mitre 10, Home Timber & Hardware, Thrifty-Link or True Value Hardware), along with proof of purchase (typically this will be a receipt) and evidence of the fault (for example, a photo of the fault in the relevant product). Any cost incurred by you in bringing the product or evidence of the fault to the service desk will be borne by you. An inspection may be required. We will then arrange, at our option or at the option of the manufacturer, to either repair or replace the product, or refund your money and take back the product — in accordance with our Returns Policy, a copy of which is available in store.
4. Our liability under this manufacturer's warranty is subject to us being satisfied that a defect was caused by defective workmanship, and was not caused by or substantially contributed to by other factors or circumstances beyond our control, including (but not limited to) defective installation, maintenance or repair, alteration or modification of the product in a manner not recommended by the manufacturers or any neglect, misuse or excessive use.
5. The benefits conferred by this manufacturer's warranty are in addition to all rights and remedies conveyed by the Competition and Consumer Act 2010, and any other statutory rights to which you may already be entitled, and this warranty does not exclude, restrict or modify any such rights or remedies that are implied by law.
6. This warranty is provided by the Independent Hardware Group - Mitre 10 Australia Pty Ltd ABN 98 009 713 704. Home Timber & Hardware Group Pty Ltd ABN 64 004 037 049. 1/19 Corporate Drive, Heatherton, VIC 3202. Phone: 1300 880 440.

Outdoor Kitchen warranty

Principal Outdoor Kitchens are supported by a 10 year warranty for further information please visit www.principalkitchens.com.au

Milano Appliances warranty

Milano Appliances warranty All Milano by Häfele appliances come with a 2 year manufacturer's warranty from date of purchase. To extend your warranty by an additional year free of charge, register your appliance within 90 days from date of purchase. If you do not register, your warranty will be the standard 2 year manufacturers warrant.

Sinks 20 years

Detailed warrant information supplied with all products.

Mixer Taps 2 years and WELS Cartridge 5 years

Detailed warrant information supplied with all products.

Polytec Benchtops and Desire Tempo doors 7 years

Detailed warrant information supplied with all products.

ESSENTIALS CHECKLIST

Every great kitchen project needs to have all the essential components. Use this checklist to make sure you have all your bases covered before you build.

Have you marked on your plan before designing:

- Water and waste
- Doorways and windows
- Electrical, gas outlets and existing lighting

Have you selected your finishes:

- Doors and drawer fronts
- Benchtop
- Splashback
- Wall paint
- Flooring

Have you included these essentials in your design:

- Drawers for cutlery
- Fridge
- Pantry
- Handles for your cupboards
- Oven
- Cooktop
- Rangehood
- Sink
- Lighting
- Bin

Have you selected your functional storage?:

- Overhead storage
- Drawer organisation
- Waste & Laundry management
- Pantry solutions
- Base storage
- Corner solution

**Maximising the
value of space.
Together.**

HÄFELE

Available from your leading independent hardware store:

www.principalkitchens.com.au

Principal.
Kitchens

