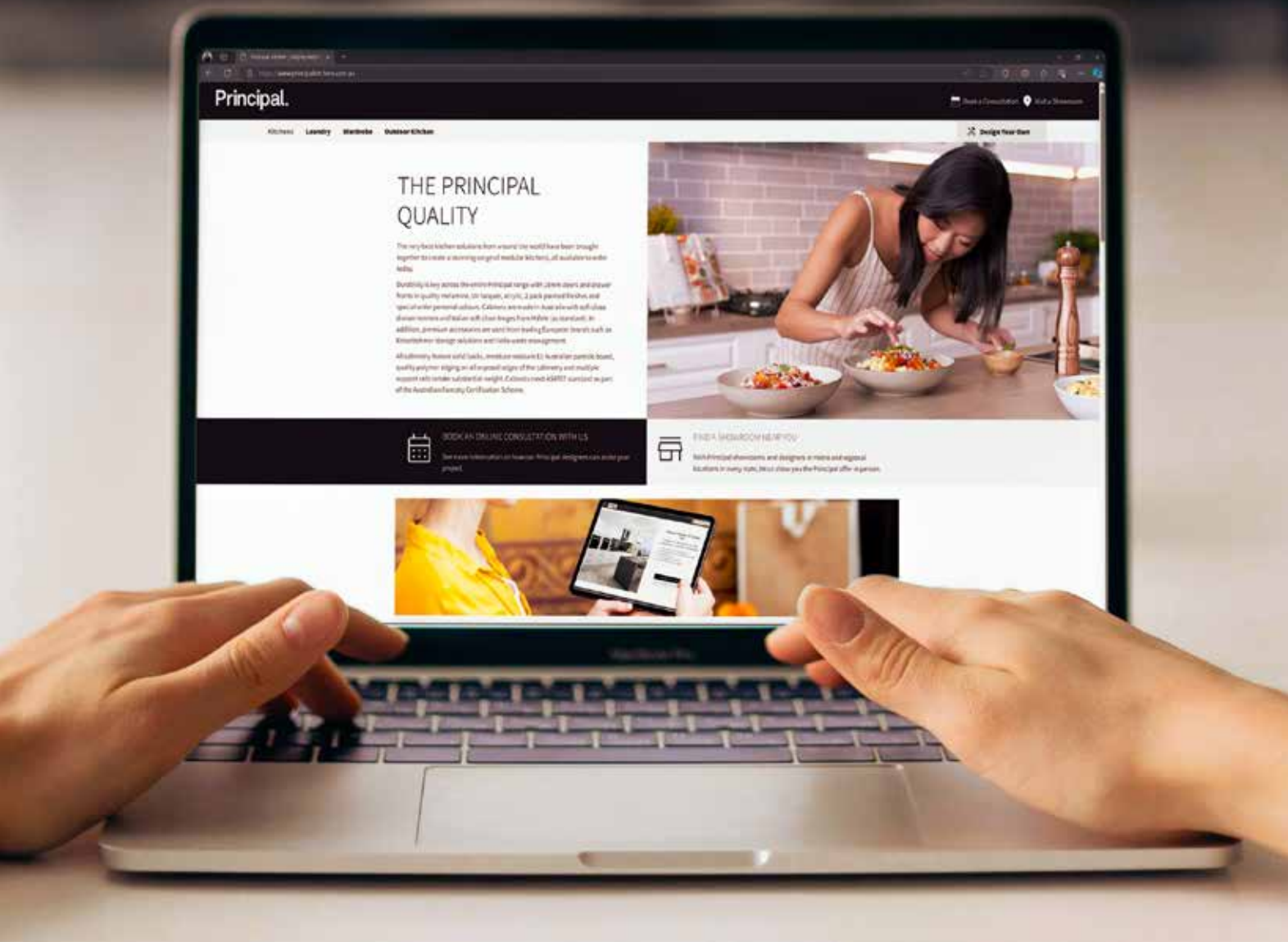


# Principal.

# Principal.

Are you ready to plan your new kitchen?



## Planning.

### Plan yourself or ask for design assistance

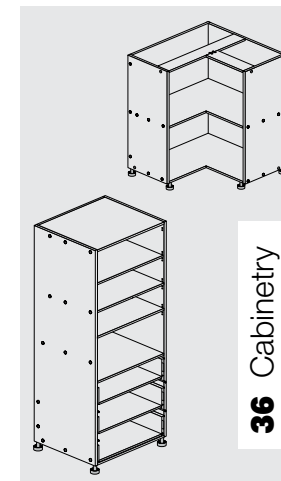
Visit [principalkitchens.com.au](http://principalkitchens.com.au) to learn more about designing your own space or requesting assistance from a member of our design team – available nationally. Measure your space and plan your new Kitchen, Bathroom, Laundry or Wardrobe project using our online Planner tool. Create your room, choose YOUR style, add elements - once it's complete you can print it out as a shopping list to take into your local store to order.



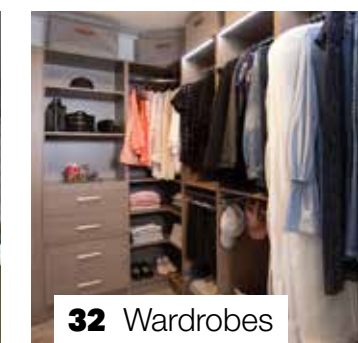
06 Kitchens



26 Benchtops



36 Cabinetry



32 Wardrobes



22 Laundry



33 Vanities



30 Lighting



52 Pantry Solutions

## Contents.

- |                              |  |                                 |
|------------------------------|--|---------------------------------|
| <b>02</b> Planning           | <b>20</b> Grigio Seta                    | <b>46-47</b> Mixer Taps         |
| <b>03</b> Contents           | <b>21</b> Glass Doors                    | <b>48</b> Quartz Sinks          |
| <b>04</b> It's Your Decision | <b>22</b> Laundry                        | <b>49</b> Linen Sinks           |
| <b>05</b> Hardware           | <b>23</b> Principal Door Range           | <b>50</b> Squareline Sinks      |
| <b>06</b> Metro              | <b>24</b> Desire Painted Door Range      | <b>51</b> Essentials Sinks      |
| <b>07</b> Brighton           | <b>25</b> Desire Tempo Range             | <b>52</b> Pantry Solutions      |
| <b>08</b> Mission Beach      | <b>26-27</b> Impact Benchtops            | <b>53</b> Storage Solutions     |
| <b>09</b> Sorrento           | <b>28-29</b> Laminate Benchtops          | <b>54</b> Drawer Organisation   |
| <b>10</b> Beaumaris          | <b>30</b> Häfele Lighting                | <b>55</b> Waste & Laundry       |
| <b>11</b> Japanese Pear      | <b>31</b> Alusion Splashbacks            | <b>56</b> Planning Tips         |
| <b>12</b> Newport            | <b>32</b> Wardrobes                      | <b>57</b> Design Space          |
| <b>13</b> Fuji White         | <b>33</b> Mirrors & Vanities             | <b>58</b> Measuring Tips        |
| <b>14</b> Kirra              | <b>34-35</b> Outdoor Kitchens            | <b>59</b> End Panels & Cavities |
| <b>15</b> Shaker             | <b>36-37</b> Kitchen & Laundry Cabinetry | <b>60</b> Design Space          |
| <b>16</b> Hampton            | <b>38-39</b> Wardrobe Cabinetry          | <b>61</b> Delivery & Install    |
| <b>17</b> Purity             | <b>40-41</b> Vanity Cabinetry            | <b>62</b> Warranty Information  |
| <b>18</b> Grigio Pietra      | <b>42-43</b> Decorative Handles          | <b>63</b> Essentials Checklist  |
| <b>19</b> Antracite          | <b>44-45</b> Appliances                  |                                 |



It’s your decision.

The finest kitchen solutions from around the globe are at your fingertips, ready to be ordered today. Our range of modular kitchens combines durability with elegance, featuring doors and drawer fronts in high-quality materials like melamine, UV lacquer, and acrylic, along with custom colour options. Australian-made cabinets, soft-close drawers, and Italian hinges are just the beginning of our meticulous attention to detail.

Ready to Assemble

Every aspect of our kitchens is designed with contemporary living in mind. From clever storage solutions to the latest finishes, Principal Kitchens sets a new standard in design trends. Explore our durable benchtops and complete your space with our selection of sinks and tapware. With styles ranging from traditional to ultra-modern, there’s inspiration for everyone.

Ease of Installation

Assembling and installing your Principal kitchen is straightforward, with all necessary hardware included in our cabinet packs. You won’t need to make separate purchases for hinges, runners, screws, or cabinet feet.

Our Warranty

Your kitchen is the heart of your home, and we stand behind it with a 10-year guarantee. Our cabinetry is built to last, featuring solid backs, moisture-resistant Australian particle board, and quality edging. The substantial support rails are designed to bear significant weight, ensuring your kitchen can handle the demands of modern living.

Finest Quality Finishes

We pride ourselves on the quality of our finishes, with doors and drawer fronts available in a variety of materials and the finest hardware from brands like Häfele and Kesseböhmer. The substantial thickness of our doors adds a premium feel to every kitchen.

With You All the Way

Our team of expert designers is ready to guide you in selecting the perfect kitchen for your home and lifestyle. They’re well-versed in every detail of our kitchens, ensuring you receive the best advice right from the start.

The Environment

At Principal Kitchens, we’re dedicated to environmental stewardship and minimizing our impact on natural resources. We adhere to high environmental standards, using E1 low-emission rated materials and ensuring all cabinetry meets the AS4707 standard as part of the Australian Forestry Certification Scheme.



Hardware.

**Principal is partnered with Häfele to deliver you Premium European hardware and Accessories**

Step into a world of premium hardware options for your new kitchen, wardrobe, or laundry, as Principal and Häfele join forces. With a remarkable 100-year legacy, Häfele is a globally renowned brand synonymous with top-quality cabinet hardware. We’re thrilled to offer their premium soft close hardware options, perfectly tailored to complement the superior craftsmanship of the Principal range. Trust in the expertise and excellence that this partnership brings to enhance your living spaces.



Soft close Italian hinges

Say farewell to noisy disruptions with our soft close hardware, designed to deliver graceful and silent closing motions for both drawers and doors. Our meticulously crafted premium components ensure smooth and gentle closures. Embrace the tranquility and elegance that soft close hardware brings to your kitchen and where slamming sounds become a thing of the past.



**High-quality hinges and runners, no extra cost**

Experience exceptional quality in our Principal range with complimentary, premium hinges and runners. Crafted with precision, these superior components offer durability and seamless operation, adding a touch of luxury to your kitchen at no additional expense. Enjoy unparalleled functionality and aesthetics without stretching your budget.



Soft close drawers

Elevate the aesthetics of your kitchen with our metal sided drawers, showcasing a double wall design that discreetly hides the runners from view, resulting in a sleek and uncluttered appearance. Enjoy the added touch of luxury as our drawers come standard with soft-close hardware, ensuring gentle and silent closure for a seamless experience.



Metro - White Matt Premium Melamine



Image represents Principal cabinets and doors. Other products and accessories are for illustrative purposes only.

Metro.

Classic and timeless with clean, crisp lines Metro white doors work perfectly in any kitchen.

Brighton - Light Grey Gloss UV Lacquer



Image represents Principal cabinets and doors. Other products and accessories are for illustrative purposes only.

Brighton.

Featuring UV lacquer with an ultra high gloss finish for high impact. Brighton is eye catching and stylish in neutral grey with a matching colour polymer edge on the doors and drawer fronts.



**Mission Beach - White Gloss UV Lacquer**



Image represents Principal cabinets and doors. Other products and accessories are for illustrative purposes only.

## Mission Beach.

Brighten up your kitchen with Mission Beach white gloss doors and drawers. UV Lacquer finishes provide added protection from natural light.

**Sorrento - Dark Grey Gloss UV Lacquer**




Image represents Principal cabinets and doors. Other products and accessories are for illustrative purposes only.

## Sorrento.

Effortlessly eye catching, the high gloss finish of this sleek, modern kitchen creates immediate impact in your home. Features UV lacquered door with colour matched edging.

## Beaumaris - Grey Metallic Gloss Acrylic



Image represents Principal cabinets and doors. Other products and accessories are for illustrative purposes only.

## Beaumaris.

Chic in metallic grey, this kitchen has an ultra high gloss finish with an illuminating glass effect.

## Japanese Pear Woodgrain - Gloss UV Lacquer




Image represents Principal cabinets and doors. Other products and accessories are for illustrative purposes only.

## Japanese Pear.

Featuring a luxurious 3D edge, the high gloss UV lacquer doors offer an exceptionally modern glass effect and deceptively real glazed appearance.



**Newport - White Gloss 2 Pack Paint**



Image represents Principal cabinets and doors. Other products and accessories are for illustrative purposes only.

## Newport.

Create the ultimate in crisp, sleek design with the timeless gloss white Newport style.

**Fuji White - White Gloss Acrylic**



Image represents Principal cabinets and doors. Other products and accessories are for illustrative purposes only.

## Fuji White.

A stunning collection of ultra modern doors with a high gloss acrylic white finish - producing deceptively real glazed appearance.

**Kirra - White Satin 2 Pack Paint**



Image represents Principal cabinets and doors. Other products and accessories are for illustrative purposes only.

## Kirra.

Made and crafted in Italy, the Kirra style provides a modern satin white finish and seamless 2 pack painted door.

**Shaker - White Satin 2 Pack Paint**



Image represents Principal cabinets and doors. Other products and accessories are for illustrative purposes only.

## Shaker.

Shaker's crisp, white colour and satin texture combination creates a kitchen of striking contrasts. Drawing its inspiration from the classic Shaker door, this style is instantly appealing in all spaces.



Hampton - White Gloss 2 Pack Paint



Image represents Principal cabinets and doors. Other products and accessories are for illustrative purposes only.

Hampton.

Hampton is a timeless kitchen style whilst providing warmth and versatility to combine with a multitude of benchtop and splashback decors. A classically styled white gloss finish with elegantly cut detail and raised centre panel commands attention.

Purity - White Gloss 2 Pack Paint



Image represents Principal cabinets and doors. Other products and accessories are for illustrative purposes only. (J Pull also available in satin finish)

Purity.

A sleek and modern high gloss white kitchen. The integrated J-pull handle creates a sophisticated designer look and avoids the need for handles.

**Grigio Pietra - Supermatt UV Lacquer**



Image represents Principal cabinets and doors. Other products and accessories are for illustrative purposes only.

## Grigio Pietra.

Adds a pleasant, silk-effect feel to the refined and modern elegance of the UV matt finish.

**Antracite - Supermatt UV Lacquer**




Image represents Principal cabinets and doors. Other products and accessories are for illustrative purposes only.

## Antracite.

Supermatt surface that stands out for its modern aesthetic.



## Grigio Seta - Supermatt UV Lacquer



Image represents Principal cabinets and doors. Other products and accessories are for illustrative purposes only.

## Grigio Seta.

An innovative, soft-touch, matt lacquer finish.

## Glass Door Styles



White Gloss, Clear Glass 2 Pack Paint

## Showcase.

The Showcase overhead doors feature 4mm toughened glass, a gloss white finish frame crafted and made in Italy.

Paired here with the Principal Hampton doors, this style will give your kitchen an elegant and unique look.

Available for 300mm, 400mm and 450mm short wall cabinets only.



White Satin, Clear Glass 2 Pack Paint

## Vista.

The Vista Single pane glass door is a timeless kitchen style and is immediately obvious why its appeal never diminishes. A classically styled white satin finish suits the Kirra & Shaker door finish crafted and made in Italy.

Available for 300mm, 400mm and 450mm short wall cabinets only.



Laundry




Image represents Principal cabinets and doors. Other products and accessories are for illustrative purposes only.

Laundry.

Design a laundry that looks great and functions well. Create a place for everything and showcase your interior style with complimentary finishes. Clever storage options, designer cabinetry and a large accessory range will allow you to add a modern finishing touch. The Principal functional laundry range has everything you’re looking for and more.


Principal Door Range.




**Metro** - White Matt  
Premium Melamine




**Brighton** - Light Grey  
Gloss UV Lacquer



**Mission Beach** -  
White Gloss UV Lacquer



**Fuji White** -  
White Gloss Acrylic



**Purity JPull** - White  
Gloss 2 pack paint




**Shaker** - White  
Satin 2 pack paint



**Hampton** - White Gloss  
2 Pack Paint



**Kirra** - White  
Satin 2 Pack Paint



**Newport** - White Gloss  
2 Pack Paint




**Sorrento** - Dark Grey  
Gloss UV Lacquer



**Beaumaris** - Grey Metallic  
Gloss Acrylic



**Japanese Pear** -  
Woodgrain Gloss,  
UV Lacquer




**Grigio Pietra** -  
Supermatt UV Lacquer




**Antracite** -  
Supermatt UV Lacquer



**Grigio Seta** -  
Supermatt UV Lacquer



**JPull White** -  
Satin 2 pack paint



**Showcase** - White Gloss  
Clear Glass 2 Pack Paint



**Vista** - White Satin Clear  
Glass 2 Pack Paint



Desire Paint



Desire Paint.

Made to order door range

The Desire painted door range has been developed to bring you unlimited options when designing your Principal kitchen and Laundry. You can choose from 4 unique door designs, unlimited colour options from the Dulux and WattyI colour palettes and two finishes.

We also guarantee all doors with a 10 year warranty and are confident in the quality of our products but we advise you clean your doors with care. When cleaning your doors we suggest you use a good microfibre cloth to avoid scratching or damaging the surface. If the marks or stains are especially stubborn you can use a mild detergent and warm water with a microfibre cloth.

Desire Tempo.

Made to order door range


A seductive variety of timeless neutral colours and decorative finishes are offered in the Desire Tempo Melamine doors & panels range.

**Ultramatt** range are an acrylic, premium surface with fingerprint and scuff resistant properties, perfect for households with high-traffic areas.

**Ravine** range showcases the best natural touch timber surface lightly coloured with warm and inviting shades.

**Woodmatt** finish has a fine textured surface that offers good durability while retaining a high degree of decorative clarity.

- > Durable, hygienic and low maintenance solution
- > Scratch and moisture resistance
- > 1mm PVC Edging
- > 18mm Thickness
- > Australian Made
- > 7 year warranty



Available with Desire Tempo range only.

HÄFELE  
IMPACT  
CUSTOMISED BENCHTOPS

Mirostone® benchtops.

Mirostone® is a range of 20mm durable solid surface benchtops that have all the beauty and feel of natural stone combined with exceptional practicality.

Mirostone® is the perfect surface for domestic kitchens, but is equally at home in the bathroom or bedroom.

Mirostone® can be safely installed in your home using standard woodworking tools so therefore successfully avoids all the time consuming delays and inconvenience of other surfaces.


Mirostone® is a modified acrylic meaning unlike stone composites and other surfaces in the market, it can be repaired and renewed with ease.



Colour Range.



Capri  
Standard Benchtop



Aspen White  
Standard Benchtop



Iconic Sand  
Standard Benchtop



Ash Fall  
Premium Benchtop



Alpine  
Premium Benchtop



Warm Grey  
Premium Benchtop



Diamond White  
Premium Benchtop



Bianco Marble  
Premium Benchtop



Duropal® Quadra.

Duropal® Quadra 38mm laminate benchtops are made in Germany with uncompromising quality and sustainably sourced materials and can be used wherever very high demands are made on surface resistance and durability. Thanks to their hygienic advantages, the classic areas of application in kitchens and bathrooms are the perfect fit.



Pale Lancelot  
Fine Grain Benchtop



India White  
Sand Pearl Benchtop



Bellato Gray  
Sand Pearl Benchtop



Quartz Stone  
Volcano Benchtop



Cararra Marble  
Enhanced Semi Matt Benchtop




Centro  
Sand Pearl Benchtop



Black Brazil  
Volcano Benchtop



Oiled Oak  
Natural Oak Benchtop



Icy White  
Xtreme Matt Benchtop



Volcano Black  
Xtreme Matt Benchtop



# polytec

## Laminate Benchtops.

Laminate benchtops are designed for applications such as kitchen benchtops, counter tops, bathroom vanities and laundry benchtops where a durable decorative surface is required.

Our laminate benchtop range is:

- Tough and durable
- Resistant to cracking and chipping
- Moisture resistant E0 (lightweight) LDF substrate
- Available in 21mm, 33mm and 40mm
- Available in Gloss, Matt, Smooth and Matera finishes
- Available in a maximum of 3600mm lengths x 1200mm widths
- Made in Australia
- Many more colours and finishes available



## Matera Range.



**Matera**  
Athena Stone



**Matera**  
Bernini Marble



**Matera**  
Calacutta D'oro



**Matera**  
Calacutta Grey




**Matera**  
Catalina Marble



**Matera**  
Grey Cement



**Matera**  
Navona Stone



**Matera**  
Portland Stone



**Matera**  
Dark Cement



**Matera**  
Desideria Marble



**Matera**  
Tunisia Stone



**Matera**  
White Cement



## Standard Laminate Range.



**Agave**  
Smooth Finish



**Botanic**  
Smooth Finish



**Black**  
Woodmatt / Matt Finish



**Cosmic Granite**  
Smooth Finish



**Blanco Marquina**  
Matt Finish




**Oasis**  
Smooth Finish



**Ochre Figured Wood**  
Smooth Finish



**Charcoal Fabrini**  
Matt Finish



**Forge**  
Smooth Finish



**Marmo Di Torre**  
Smooth Finish




**Florentine Walnut**  
Woodmatt Finish



**Fontaine**  
Matt Finish



**Pallido**  
Smooth Finish



**Classic White**  
Matt Finish



**Onyx Figured Wood**  
Smooth Finish



**Nero Granite**  
Matt Finish



**Notaio Walnut**  
Woodmatt Finish



**Topiary**  
Smooth Finish



**Natural Oak**  
Matt Finish



**Provincial Limestone**  
Smooth Finish



**Portofino Stone**  
Smooth Finish



**Prime Oak**  
Woodmatt Finish



**Tasmanian Oak**  
Woodmatt Finish



**Pearl Fabrini**  
Matt Finish



**Temple Stone**  
Matt Finish

Lighting.



Illumination Simplified.

With Häfele Lighting it is easy to develop and plan flexible light ideas. The flexibility is a result of a wide selection of different components ranging from light fixtures to switches.

After four generations of development and research our comprehensive range of downlights, strip lights and drawer lighting ensure the perfect atmosphere for your project every time.



Alusion Splashbacks.



Aluminium composite splashbacks, a sleek and modern alternative to glass, acrylic and tiled splashbacks, Alusion is a versatile choice for those looking for an affordable yet durable kitchen splashback material. Its perfectly smooth surface in high gloss or matt finish and modern colour selection will make your kitchen stand out from the rest!



**Alusion**  
Dark Grey Matt




**Alusion**  
Champagne Silver Matt




**Alusion**  
Silver Grey Matt



**Alusion**  
Nano Flash Silver Gloss



**Alusion**  
Pearl White Gloss



**Alusion**  
Pearl Black Gloss



**Alusion**  
Flash Silver Matt



**Alusion**  
Dark Grey Silver Matt



**Alusion**  
Metallic Blue Matt



**Alusion**  
Nano Champagne Silver Gloss



**Alusion**  
Flash Green Matt



**Alusion**  
Champagne Matt



Wardrobes



Artisan Oak



Natural Oak



White



Image represents Principal Wardrobe cabinets and doors. Other products and accessories are for illustrative purposes only.

Wardrobes.

- Premium Häfele hardware including double wall soft close drawers.
- DIY friendly/easy to assemble – Pre-drilled with all assembly hardware included.
- Cabinets are Australian made and manufactured.
- Full range of wardrobes accessories available.
- 16 separate modules per colour.
- 10 year warranty.
- 16mm solid backs.

Mirrors

Image represents Principal cabinets and doors. Other products and accessories are for illustrative purposes only.



983.75.018 - LED Round Mirror - Black



983.75.019 - LED Rectangle Mirror




983.75.020 - LED Rectangle Mirror

Vanities



Image represents Principal cabinets and doors. Other products and accessories are for illustrative purposes only.



White Gloss




White Satin



Tasmanian Oak



Prime Oak



Notaio Walnut

Vanities.

- 600, 900 and 1200mm wide single bowl options.
- 1500mm wide double bowl option.
- Premium soft close drawers standard.
- 5 colours available.
- Wall hung, floor standing and floor standing on legs available.
- 10 year warranty.
- Made in Australia



Outdoor Kitchens



Image represents Principal cabinets and doors. Other products and accessories are for illustrative purposes only.

Outdoor Kitchens.

Whether you're looking for a holiday getaway in your backyard or an entertainer's dream area, the new outdoor Kitchen range from Principal will make it happen.

Take advantage of the many options including a beverage fridge and a variety of cabinet configurations, we make sure you can have all the creature comforts brought outdoors with you.

Designed and manufactured from hard-wearing, water-resistant materials, a Principal outdoor kitchen will still be looking good after many years of cooking and entertaining.

Featuring Australian made cabinets, premium Häfele hardware and Australian manufactured 12mm compact laminate benchtops and doors, the range is durable, antibacterial, water resistant and hard wearing.





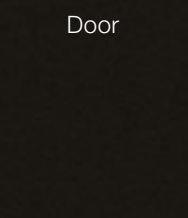
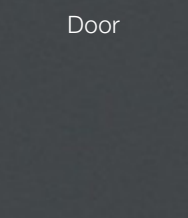
With two door colours and four Benchtop colours to choose from, your outdoor kitchen can make a statement or sit unassumingly within your outdoor area.

From morning to night, a family dinner or large gathering, the outdoor kitchen is ready for it all.

Benchtop & Door Colour Range.

Australian manufactured compact laminate

Compact 12 mm Laminate is durable, antibacterial, water resistant and hard wearing benchtops available in 4 colours, Calcutta Grey, White Cement, Catalina Marble, Metallic Texture. Compact Laminate is durable, antibacterial, water resistant and hard wearing. Doors available in 2 colours, Black and Charcoal.

					
Benchtop	Benchtop	Benchtop	Benchtop	Door	Door
Calacutta Grey	White Cement	Catalina Marble	Metallic Texture	Black	Charcoal



Island Gourmet Elite By Heatlie.

The Island Gourmet Elite is Heatlie's Australian made, outdoor kitchen BBQ solution. Drop this built-in BBQ into your benchtop with minimal fuss and start entertaining your friends and family with ease. The Island Gourmet Elite comes in two sizes, the 600 and the 850, and has some serious versatility.

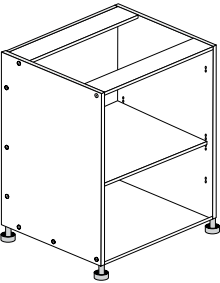
Sitting level with minimal obtrusion, this outdoor kitchen BBQ features innovative Zero Clearance technology that allows for the barbecue to be built into any outdoor benchtop, including combustible materials (a first of its kind!). This leads to a stylish look that is cohesive with any design aesthetic whilst providing you with a high-quality Alfresco cooking experience.



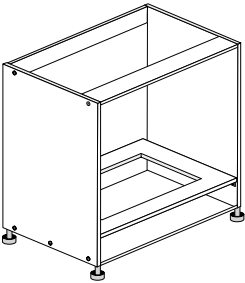
# Kitchen & Laundry Cabinetry.

Our Principal cabinetry range has a huge number of options from base, tall wall, short wall, oven, microwave, pantry, drawer as well as corner options. All our cabinets are made in Australia from E1 moisture resistant particle board.

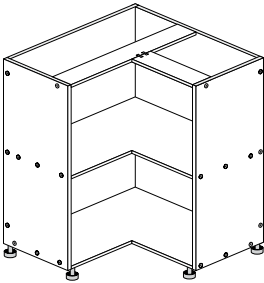
Principal.



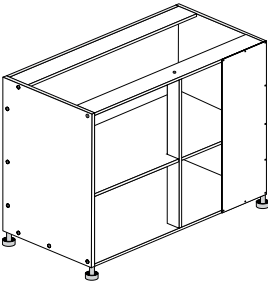
**Base Cabinet**  
150, 200, 300, 350, 400, 450, 500, 600, 700, 800, 900, 1000mm



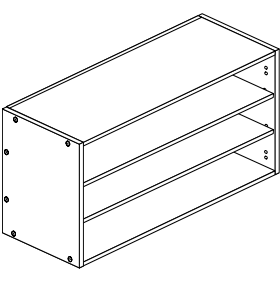
**Oven Cabinet**  
600 & 900mm



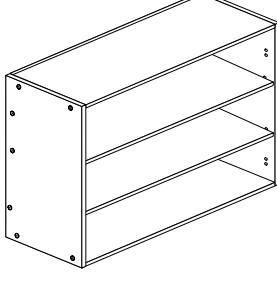
**Corner Cabinet**  
900 X 900mm



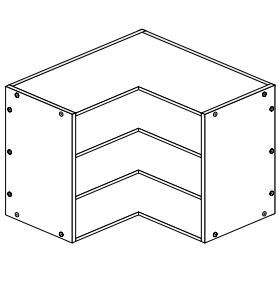
**Blind Corner Cabinet**  
1100mm



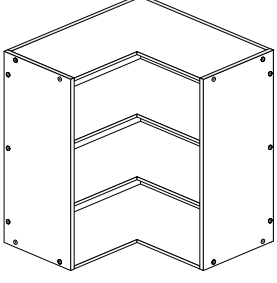
**Short Wall Cabinet**  
150, 200, 300, 350, 400, 450, 500, 600, 700, 800 & 900mm



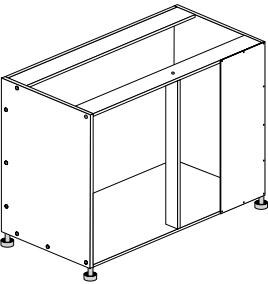
**Tall Wall Cabinet**  
150, 200, 300, 350, 400, 450, 500, 600, 700, 800 & 900mm



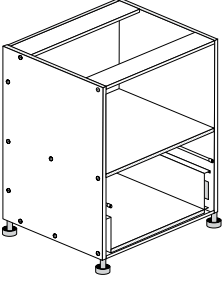
**Short Corner Wall Cabinet**  
600 X 600mm



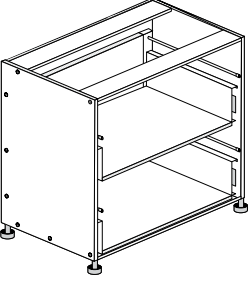
**Tall Corner Wall Cabinet**  
600 X 600mm



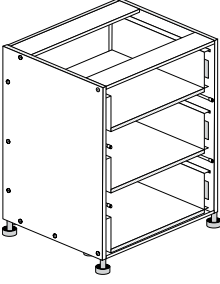
**LeMans Cabinet Combo**  
1100mm



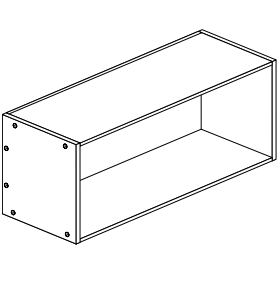
**Cabinet With 1 Drawer**  
600mm, With Microwave Opening



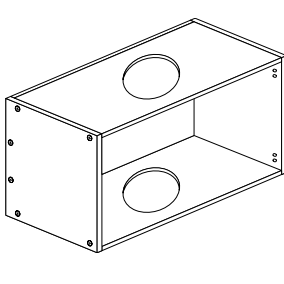
**Cabinet With 2 Drawer**  
900mm



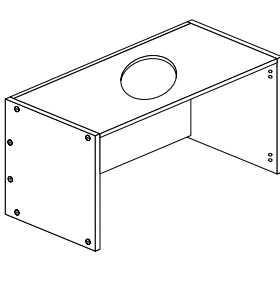
**Cabinet With 3 Drawer**  
600, 800 & 900mm



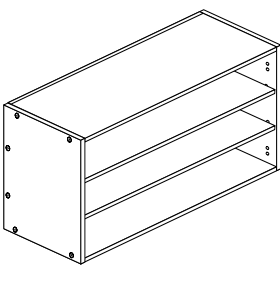
**Over Fridge Cabinet**  
800, 900 & 1000mm



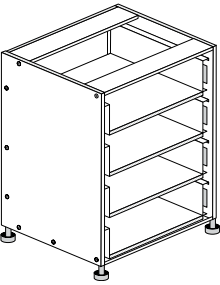
**Rangehood Cabinet**  
600 & 900mm



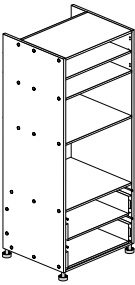
**Integrated Rangehood**  
600 & 900mm



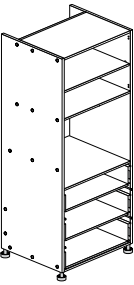
**Short Free Flap Cabinet**  
800 & 900mm



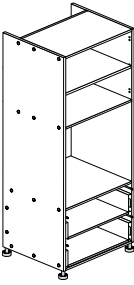
**Cabinet With 4 Drawer**  
450mm



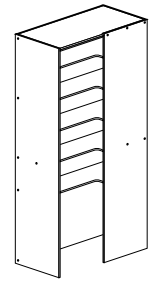
**2 Drawer Oven Tower**  
600mm, With Microwave Opening



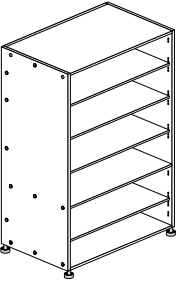
**3 Drawer Oven Tower**  
600mm



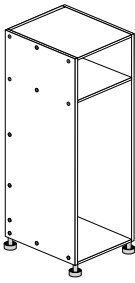
**Double Oven Tower**  
600mm, With 2 Drawers



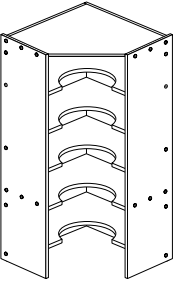
**Blind Corner Pantry**  
1100mm



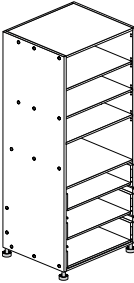
**Pantry Cabinet**  
300, 400, 450, 600, 800 & 900mm



**Pull Out Pantry**  
300mm  
(Mechanism sold separately)



**Corner Pantry**  
1010mm



**3 Drawer Pantry Cabinet**  
600mm, Internal Drawers



All drawers are soft close as standard. Installed height of base cabinets 860mm, 560mm in depth (580mm with base end panel). Installed height of tall cabinets 2204mm, 560mm in depth (600mm with tall end panel). Short wall 592mm high, Tall wall 720mm high, 300mm in depth (320mm with wall end panel). Appliance dimensions to be checked against cabinets prior to order.

All drawers are soft close as standard. Installed height of base cabinets 860mm, 560mm in depth (580mm with base end panel). Installed height of tall cabinets 2204mm, 560mm in depth (600mm with tall end panel). Short wall 592mm high, Tall wall 720mm high, 300mm in depth (320mm with wall end panel). Appliance dimensions to be checked against cabinets prior to order.

Wardrobe Cabinetry.



**Wardrobe cabinet - 600mm**  
1 x Fixed shelf

561.16.800
561.16.840
561.16.860



**Single hanging cabinet - 600mm**  
1 x Hanging rail  
1 x Fixed shelf (Optional)

561.16.805
561.16.848
561.16.865



**Double hanging cabinet - 600mm**  
2 x Hanging rails

561.16.804
561.16.844
561.16.864



**Double hanging corner cabinet - 800mm**  
2 x Hanging rails

561.16.853
561.16.873
561.16.883



**Single hanging & shelving cabinet - 800mm**  
1 x Hanging rail  
2 x Adjustable shelves

561.16.852
561.16.872
561.16.882



**Shelving corner cabinet - 800mm**  
1 x Fixed shelf  
4 x Adjustable shelves

561.16.851
561.16.871
561.16.881



**Shelving & drawers cabinet - 600mm**  
2 x Adjustable shelves  
4 x Soft close drawers

561.16.806
561.16.846
561.16.866



**Single hanging & drawers cabinet - 600mm**  
1 x Hanging rail  
4 x Soft close drawers

561.16.807
561.16.847
561.16.867



**Single hanging & shelving cabinet - 600mm**  
1 x Hanging rail  
2 x Adjustable shelves

561.16.802
561.16.842
561.16.862



**Wardrobe cabinet - 800mm**  
1 x Fixed shelf

561.16.801
561.16.841
561.16.861



**Single hanging cabinet - 800mm**  
1 x Hanging rail  
1 x Fixed shelf (Optional)

561.16.893
561.16.901
561.16.913



**Double hanging cabinet - 800mm**  
2 x Hanging rails

561.16.892
561.16.900
561.16.912



**Shelving cabinet - 600mm**  
1 x Fixed shelf  
4 x Adjustable shelves

561.16.803
561.16.843
561.16.863



**Shoe rack cabinet - 250mm**  
1 x Fixed shelf  
4 x Adjustable shelves

561.16.810
561.16.820
561.16.830




**Single hanging & shelving cabinet - 800mm**  
1 x Hanging rail  
2 x Adjustable shelves

561.16.890
561.16.845
561.16.910



**Shelving cabinet - 800mm**  
1 x Fixed shelf  
4 x Adjustable shelves

561.16.891
561.16.902
561.16.911



**End panel**  
1 x End panel

561.05.500
561.05.400
561.05.300



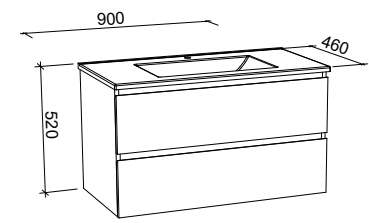
\*All Wardrobe cabinets are 450mm in depth and 2064mm in height. Images are for illustrative purpose only.



Vanity Cabinetry.

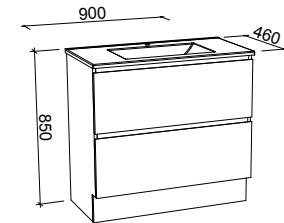


900mm - Single bowl



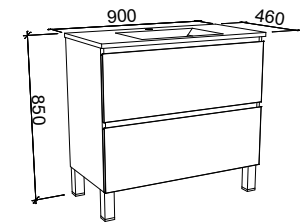
Wall hung

- 561.91.071 - White gloss
- 561.91.091 - White satin
- 561.91.051 - Tasmanian oak
- 561.91.031 - Prime oak
- 561.91.011 - Notaio walnut



Floor standing

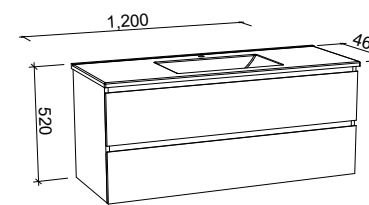
- 561.91.065 - White gloss
- 561.91.085 - White satin
- 561.91.045 - Tasmanian oak
- 561.91.025 - Prime oak
- 561.91.005 - Notaio walnut



On legs

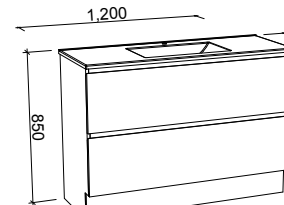
- 561.91.068 - White gloss
- 561.91.088 - White satin
- 561.91.048 - Tasmanian oak
- 561.91.028 - Prime oak
- 561.91.008 - Notaio walnut

1200mm - Single bowl



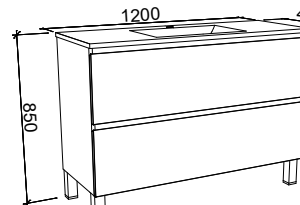
Wall hung

- 561.91.070 - White gloss
- 561.91.089 - White satin
- 561.91.050 - Tasmanian oak
- 561.91.029 - Prime oak
- 561.91.009 - Notaio walnut



Floor standing

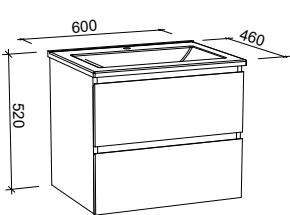
- 561.91.063 - White gloss
- 561.91.083 - White satin
- 561.91.044 - Tasmanian oak
- 561.91.023 - Prime oak
- 561.91.003 - Notaio walnut



On legs

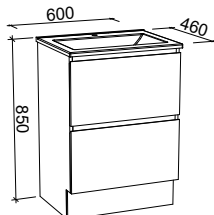
- 561.91.066 - White gloss
- 561.91.086 - White satin
- 561.91.047 - Tasmanian oak
- 561.91.026 - Prime oak
- 561.91.006 - Notaio walnut

600mm - Single bowl



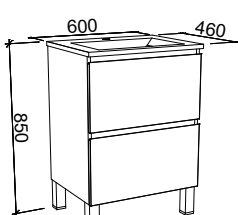
Wall hung

- 561.91.069 - White gloss
- 561.91.090 - White satin
- 561.91.049 - Tasmanian oak
- 561.91.030 - Prime oak
- 561.91.010 - Notaio walnut



Floor standing

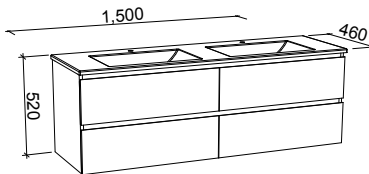
- 561.91.064 - White gloss
- 561.91.084 - White satin
- 561.91.043 - Tasmanian oak
- 561.91.024 - Prime oak
- 561.91.004 - Notaio walnut



On legs

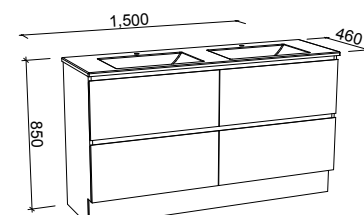
- 561.91.067 - White gloss
- 561.91.087 - White satin
- 561.91.046 - Tasmanian oak
- 561.91.027 - Prime oak
- 561.91.007 - Notaio walnut

1500mm - Double bowl



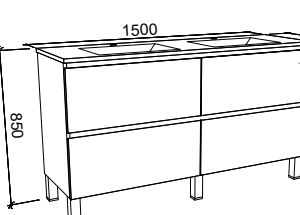
Wall hung

- 561.91.062 - White gloss
- 561.91.082 - White satin
- 561.91.042 - Tasmanian oak
- 561.91.022 - Prime oak
- 561.91.002 - Notaio walnut



Floor standing

- 561.91.060 - White gloss
- 561.91.080 - White satin
- 561.91.040 - Tasmanian oak
- 561.91.020 - Prime oak
- 561.91.000 - Notaio walnut



On legs

- 561.91.061 - White gloss
- 561.91.081 - White satin
- 561.91.041 - Tasmanian oak
- 561.91.021 - Prime oak
- 561.91.001 - Notaio walnut

Decorative Handles.




**Black Matt Handle**

172 X 32mm  
106.70.382



**Black Matt Handle**

204 X 32mm  
106.70.383



**Handle Jig Template**

001.35.090



**Gold Brushed Handle**

172 X 32mm  
106.70.402



**Gold Brushed Handle**

204 X 32mm  
106.70.403



**Nickel Brushed Handle**

172 X 32mm  
106.70.392



**Nickel Brushed Handle**

204 X 32mm  
106.70.393



**Matt Black Steel Handle**

168 X 35mm  
491.41.041



**Brass Brushed Zinc Alloy Handle**

176 X 36mm  
491.42.405



**Bronze Oil Rubbed Handle**

176 X 32mm  
491.42.039



**Matt Black Zinc Handle**

168 X 27mm  
491.41.032



**Black Matt Zinc Handle**

170 X 28mm  
491.41.110



**Chrome Polished Handle**

220 X 30mm  
491.41.090



**Nickel Brushed Zinc Alloy Handle**

204 X 26mm  
491.42.418



**Black Matt Zinc Handle**

220 X 30mm  
491.41.093



**White Matt Zinc Handle**

170 X 28mm  
491.41.112



**Black Matt Zinc Handle**

138 X 28mm  
491.41.120



**Bronze Oil Rubbed Handle**

176 X 32mm  
491.42.039



**Matt Black Zinc Handle**

172 X 24mm  
491.41.140

Decorative Handles.



**Matt Chrome Plated Handle**

135 X 35mm  
491.41.906



**Matt Stainless Steel Handle**

170 X 35mm  
491.41.056



**Stainless Steel Handle**

136 X 27mm  
491.41.757



**Matt Plated Chrome Handle**

128 X 25mm  
491.42.054



**Matt Plated Chrome Handle**

138 X 28mm  
491.42.004



**Matt Chrome Handle**

106 X 35mm  
491.06.215



**Stainless Steel Handle**

172 X 25mm  
491.42.207



**Nickel Matt Handle**

148 X 30mm  
491.42.359



**Matt Plated Chrome Handle**

112 X 24mm  
491.41.954



**Matt Plated Chrome Handle**

172 X 24mm  
491.61.026



**Antique Iron Handle**

136 X 33mm  
491.41.504



**Matt Black Zinc Alloy Knobs**

31 X 20mm  
491.42.002



**Antique Iron Knob**

34 X 25mm  
491.51.260



**Antique Iron Knob**

70 X 37mm  
491.51.320



**Polished Chrome Knob**

20 X 25mm  
491.51.380



**Nickel Brushed Zinc Alloy Knob**

31 X 20mm  
491.42.003



**Matt Black Zinc Handle**

180 X 28mm  
491.41.136



**Natural Oak Lacquered Handle**

224 x 28mm  
491.42.478



**Natural Oak Lacquered Handle**

144 x 35mm  
491.42.476

Cabinet doors and drawers are not pre drilled for handles.

Cabinet doors and drawers are not pre drilled for handles.



Appliances.

milano  
BY HÄFELE



**5 Function Oven 60cm**  
Mechanical timer  
538.01.151



**5 Function Oven 60cm**  
Digital clock & timer  
538.01.161



**9 Function Oven 60cm**  
Digital clock & timer  
538.01.171



**4 Burner Gas Cooktop 60cm**  
Enamel trivet  
538.01.871




**4 Burner Gas Cooktop 60cm**  
Cast iron trivet  
538.01.881



**5 Burner Gas Cooktop 90cm**  
Cast iron trivet  
538.01.893



**Induction Cooktop 60cm**  
Touch control  
538.01.921



**Ceramic Cooktop 60cm**  
Touch control  
538.01.911



**Ceramic Cooktop 90cm**  
Touch control  
538.01.933

Appliances.

milano  
BY HÄFELE



**Slide-out Rangehood 60cm**  
539.80.351



**Tapered Canopy Rangehood 60cm**  
539.80.361



**Tapered Canopy Rangehood 90cm**  
539.80.362



**Built-in Rangehood 60cm**  
539.80.620



**Built-in Rangehood 90cm**  
539.80.622



**4 Burner Gas On Glass Cooktop 60cm**  
538.01.651



**5 Burner Gas On Glass Cooktop 90cm**  
538.01.673



**Freestanding Dishwasher 60cm**  
539.20.161



**Microwave Built-in 60cm**  
538.31.370



**9 Function Built-in Oven 90cm**  
538.01.183

Mixer Taps.



Polished Chrome  
566.68.250



Stainless Steel  
566.68.080



Polished Chrome  
566.68.270



Stainless Steel  
566.68.090



Stainless Steel  
569.41.030



Gun Metal PVD Brushed  
Stainless Steel  
566.69.340



Gold PVD Brushed  
Stainless Steel  
566.68.840



Black PVD Brushed /  
Polished Chrome  
566.69.351



Mixer Taps.



Polished Chrome  
566.58.200



Polished Chrome  
569.40.210



Matt Black / Chrome  
566.68.301



Polished Chrome  
569.40.200



Polished Chrome  
569.40.220



Polished Chrome  
Gooseneck  
566.58.220



Matt Black  
569.41.310



Matt Black  
566.68.311



Matt Black  
Flat  
566.68.321



Black PVD / Brushed  
Stainless Steel  
566.68.360






Quartz Composite Sinks.




 Made in Germany



**Single Bowl**  
Onyx  
570.30.260



**Double Bowl Sink**  
Onyx Undermount  
570.97.230  
Composite Sinks  
570.97.238




**Double Bowl Sink With Drainer**  
Onyx Undermount  
570.99.240  
Composite Sinks **LH** Composite Sinks **RH**  
570.99.242 570.99.241



**Single Bowl Laundry Sink**  
Onyx  
570.30.270



**Single Bowl With Drainer**  
Onyx Undermount  
570.97.200  
Composite Sinks **LH** Composite Sinks **RH**  
570.97.202 570.97.201



**1 & 3/4 Bowl Sink With Drainer**  
Onyx Undermount  
570.97.220  
Composite Sinks **LH** Composite Sinks **RH**  
570.97.222 570.97.221



**Single Bowl**  
Alpina  
570.30.760



**Double Bowl Sink**  
Alpina Undermount  
570.97.730  
Composite Sinks  
570.97.738



**Double Bowl Sink With Drainer**  
Alpina Undermount  
570.99.740  
Composite Sinks **LH** Composite Sinks **RH**  
570.99.742 570.99.741



**Single Bowl Laundry Sink**  
Alpina  
570.30.770



**Single Bowl With Drainer**  
Alpina Undermount  
570.97.700  
Composite Sinks **LH** Composite Sinks **RH**  
570.97.702 570.97.701



**1 & 3/4 Bowl Sink With Drainer**  
Alpina Undermount  
570.97.720  
Composite Sinks **LH** Composite Sinks **RH**  
570.97.722 570.97.721

Linen Textured Sinks.



**Single Bowl Sink**  
Stainless steel  
567.33.606




**Laundry Sink**  
Stainless steel  
567.33.616



**1 & 3/4 Bowl Sink**  
Stainless steel  
567.33.626



**Double Bowl Sink**  
Stainless steel  
567.33.636



**Drainer Tray**  
Stainless steel  
567.34.974



**Colander**  
Stainless Steel  
567.34.952



**Single Bowl Sink**  
Gun metal  
567.33.646



**Laundry Sink**  
Gun metal  
567.33.656



**1 & 3/4 Bowl Sink**  
Gun metal  
567.33.666



**Double Bowl Sink**  
Gun metal  
567.33.676



**Drainer Tray**  
Gun metal  
567.34.975



**Colander**  
Gun metal  
567.34.953



Squareline Sinks.



Single Bowl Sink  
567.33.306



Laundry Bowl Sink  
567.33.316




1 & 3/4 Bowl Sink  
567.33.326




Double Bowl Sink  
567.33.336



Single Bowl Sink  
With Drainer  
567.33.346



1 & 3/4 Bowl Sink  
With Drainer  
567.33.356



Double Bowl Sink  
567.33.366



Universal Drainer Mat  
567.34.970



Colander  
567.34.951



Wire Basket  
567.34.910



Drainer Tray  
567.34.971

Squareline Plus Sinks.



Single Bowl Sink L/H  
Drainer  
567.31.202



1 & 3/4 Bowl Sink  
L/H Drainer  
567.31.222



Single Bowl Sink  
R/H Drainer  
567.31.201



1 & 3/4 Bowl Sink  
R/H Drainer  
567.31.221



Double Bowl Sink  
567.33.250



Laundry Bowl Sink  
567.33.260



Single Bowl Sink  
567.33.200

Essentials Sinks.



Single Bowl Sink  
With Drainer  
Right Hand 567.01.024  
Left Hand 567.01.025  
Includes tap hole



1 & 3/4 Bowl Sink  
With Drainer  
Right Hand 567.30.110  
Left Hand 567.30.010  
Includes tap hole



Double Bowl Sink  
With Drainer  
Right Hand 567.30.100  
Left Hand 567.30.000  
Includes tap hole



Undermount  
Single Bowl Sink  
567.33.130



Undermount  
1 & 3/4 Bowl Sink  
567.33.116



Undermount  
Double Bowl Sink  
567.33.106



Laundry Tub  
567.30.120



Round Bowl Sink  
567.56.000



Laundry  
Bypass Kit  
567.34.980



1 & 3/4 Bowl Sink  
Accessory Pack  
567.34.901



Drainer Tray  
567.34.973





Pantry Solutions.

The Principal Range utilises Kesseböhmer by Häfele to add functionality to your kitchen. Manufactured in Germany, Kesseböhmer by Häfele accessories are the perfect combination of style and practicality.



Base Storage.



**Kesseböhmer Dispensa**  
Chrome Arena Style  
546.51.321




**Kesseböhmer Convoy Centro**  
Glass Arena Vario  
545.81.683



**Anthracite  
Arena Style**



**Chrome  
Arena Style**



**Chrome  
Arena Classic**



**Kesseböhmer  
Cleaning Agent pullout**  
White plastic  
549.24.912



**Häfele 150mm  
wide pullout**  
Wire baskets  
495.35.000



**Häfele pullout  
storage unit**  
Wire baskets  
545.26.293



**Kesseböhmer Comfort II  
pullout**  
Chrome Arena 545.53.674  
Anthracite 545.53.477



**Kesseböhmer Portero II**  
White / chrome  
545.48.761



**Kesseböhmer  
Cooking Agent pullout**  
Silver plastic  
549.24.972



**Kesseböhmer Portero I**  
White / chrome  
545.48.760



**Häfele double soft close  
pullout storage baskets,  
small & large**  
450mm 495.34.022  
600mm 495.34.023

Corner Solutions.



**Kesseböhmer Tandem**  
Chrome Arena Style  
545.94.612  
Anthracite Arena Style  
545.93.431



**Kesseböhmer Convoy Lavido**  
Glass Arena Vario  
549.62.516  
Anthracite Arena Style  
549.63.916

**Chrome  
Arena Style**



**Chrome  
Arena Classic**



**Kesseböhmer  
LeMans corner unit**  
Arena style RH 541.32.620  
Arena style LH 541.32.621



**Kesseböhmer  
LeMans corner unit**  
Anth / Arena RH 541.31.870  
Anth / Arena LH 541.31.871



**Blind corner cabinet &  
LeMans combo unit**  
RH 561.00.370  
LH 561.00.371



**Häfele soft close  
corner unit**  
Wire basket  
LH & RH 548.16.202



**Kesseböhmer  
Magic Corner**  
Arena / C RH 546.17.602  
Arena / C LH 546.17.603



**Ninka Mondo corner  
revolving unit**  
542.24.513



**Kesseböhmer  
270 Carousel unit**  
Arena Classic  
542.31.250



**Ninka  
corner carousel unit**  
White plastic  
541.45.837

Storage.



**Kesseböhmer iMove single shelf**  
White - 600mm 504.68.617  
Anthracite - 600mm 504.68.313  
White - 900mm 504.68.619  
Anthracite - 900mm 504.68.315



**Kesseböhmer iMove Double Shelf**  
White 504.68.623  
Anthracite 504.68.323



**Free Flap cabinet**  
800mm 561.02.164  
900mm 561.02.163


Drawer Organisation.



**Drawer Insert, All rounder cutlery tray**  
To suit 400 and 450mm Drawer  
White 495.42.030



**Ninka Cusio cutlery insert**  
To suit 450mm drawer  
Translucent White 556.24.842



**Ninka Cusio cutlery insert**  
To suit 900mm drawer  
Translucent Graphite 556.24.962




**Häfele Classic cutlery tray**  
To suit 600mm drawer  
Silver 495.42.004



**Häfele Smart cutlery tray - Alto**  
To suit 450mm drawer  
White 495.42.002



**Häfele Classico cutlery tray**  
To suit 900mm drawer  
White 495.42.007



**Häfele Grip cutlery tray**  
To suit 600mm drawer  
Anthracite Pearl 495.42.008



**Häfele Smart cutlery tray**  
To suit 600mm drawer  
White 556.60.789



**Häfele Spice rack insert**  
To suit 450mm drawer  
White 495.42.009

Waste & Recycling.



**Hailo Jumbo 42, hinged panel waste bin**  
To suit 400mm cabinet  
502.70.520



**Hailo Euro Cargo ST60 waste bin**  
To suit 600mm cabinet  
503.70.455




**Hailo 18L door mounted bin**  
To suit 450mm cabinet  
495.43.042



**Hailo 2 X 18L double pullout bin**  
To suit 400mm cabinet  
495.43.005



**Häfele 2 X 15L soft close, double pullout bin**  
To suit 400mm cabinet  
495.43.031



**Häfele 2 X 20L soft close, double pull out bin**  
To suit 400mm cabinet  
495.43.030



**Hailo 2 X 38L Double Pull out waste bin**  
To suit 450mm cabinet  
503.70.332



**Hailo 2 X 15L double pullout bin**  
To suit 300mm cabinet  
495.43.004



**Ninka 4.2L Bio Bin**  
To suit 400mm cabinet  
495.43.002



**2x 20L Oska Waste Bin Combo**  
To suit 450mm cabinet  
561.00.015

Laundry Solutions.



**Hailo 2 X 33L Laundry pullout hamper**  
To suit 450mm cabinet  
502.72.722



**Häfele 1 X 35L Oska laundry hamper**  
To suit 450mm cabinet  
495.43.303

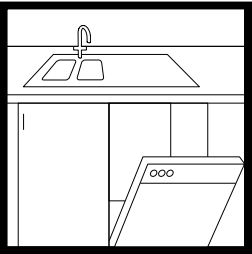


**Häfele Ironfix drawer mount ironing board**  
To suit 450mm drawer  
568.60.710

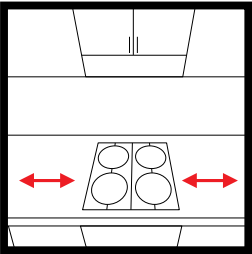


Planning Tips.

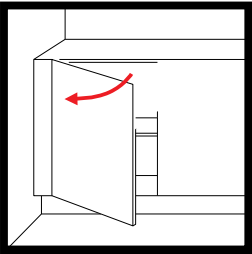
What We Recommend



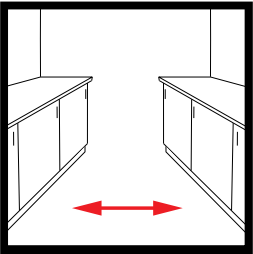
For ease of plumbing, place a dishwasher near the sink and allow a minimum 600mm space to 'house' it.



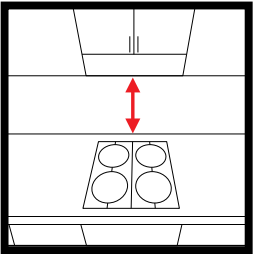
Allow a minimum 450mm either side of the cooktop for safety and extra working space.



Leave space between a cabinet and your wall so doors can be fully opened and the cabinet easily accessed.

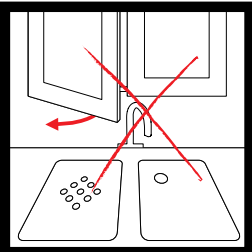


Allow a minimum 1.2m between opposite cabinets for maneuverability.

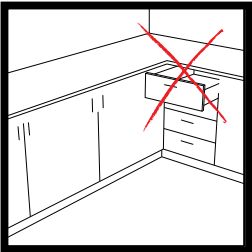


Allow a minimum 650mm between your cooktop and rangehood.


What Not To Do




Don't place tall tapware in front of an opening window.




Don't place drawers in a corner where they can block other cabinets.



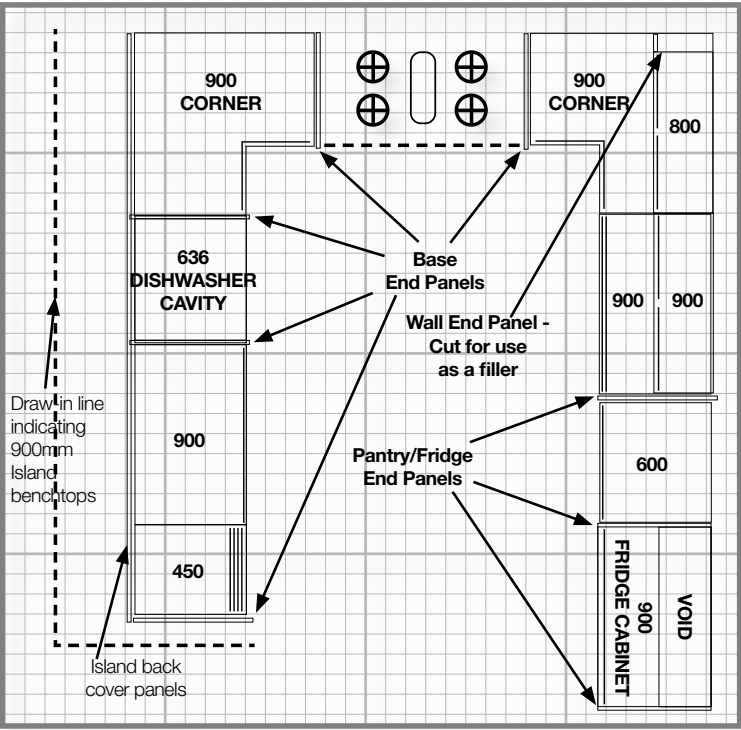
Don't place a cooktop next to a wall where it can cause overheating. Allow a minimum 450mm on either side.



Don't install a full set of drawers next to a cooktop. This can provide easy access to a hot cooking area for young children.



Don't place your dishwasher or stove in a corner where it can block other cabinets.



Design hints & tips.

**Kitchen Design Example**  
Shown here is a sample of a kitchen design. This design highlights the cupboards used, and indicates where panels should be used. You'll notice that we have marked in a solid line, indicating the wall perimeter of the kitchen.

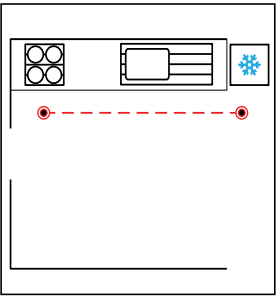
Design Space Tips.

Think about these things and make a list:

- > How will your family use it?
- > Do you need more storage than you have now?
- > Do you need more drawers or places to store pots and pans?
- > Will you need space for a dishwasher?
- > Is a pantry an option?

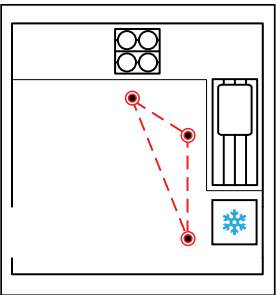
The working triangle:

Consider the natural flow between work zones in the kitchen. This work path is often referred to as the 'working triangle'. The working triangle illustrates the path between the most frequently used work areas, such as the fridge, sink and cooking appliances. Reducing the size of the working triangle will save you time and effort in your new kitchen. Using these four common kitchen layouts (Straight line, L-shape, U-shape and Galley), and referring to the working triangle, select the design most suited to your new kitchen.



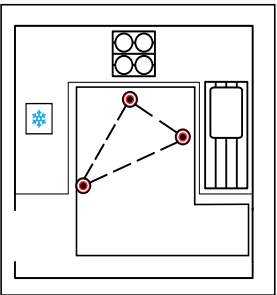
Straight Line Kitchen

This layout is best when the space available for your new kitchen is limited. There is no working triangle shown because the workflow is based on a straight line.



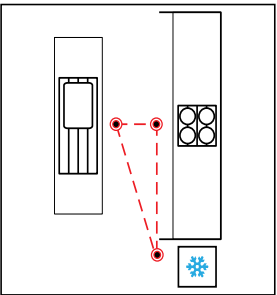
L-shaped kitchen

One of the most common layouts is the L-shaped kitchen, ideal for homes incorporating a small table for dining in the kitchen space.



U-Shaped Kitchen

If you have a large room, and want the most efficient working triangle, then the U-shaped kitchen is ideal. It is also perfect for the demands of a family, offering maximum storage space with many wall cabinet options.



Galley Kitchen

This layout is featured in many homes, as it provides two opposing working and storage areas. Add a couple of bar stools to the island unit and this becomes a great kitchen for entertaining. Ideal for open plan living.

Measuring Tips.

The first thing you need when you’re thinking about a new kitchen is a working plan of your space. It’s your starting point for designing, costing and building your perfect kitchen. We’ll show you how to measure your kitchen space, locate your various services and fixtures, and then sketch your space on the grid provided.

With this sketch, you’ll be able to plot a kitchen that suits your space and your needs. It is well worth taking the time to do this step correctly. It doesn’t have to be a work of art, but it does need to be accurate.

1. Begin By Measuring Your Walls


When measuring the length of your walls, ideally measure at approximately 1m from the floor, keeping the measuring tape taut at all times (grab a friend to help with this step!). Starting in one corner of the room, measure to the adjacent wall and write down the measurement in millimetres. Go all around the room until all walls are measured. On a spare piece of paper, create a quick, rough sketch of your room shape and note your measurements against it as you move around the room. This will help to ensure you don’t accidentally muddle up your measurements later on!

2. Measure Your Ceiling Height

You’ll need to know where to position the cabinetry on your wall, and that you have enough room for them. It’s best to measure your ceiling height in several places, as floors can be uneven. Write down your measurements.

3. Create A Sketch

Use the grid on the next page to create a sketch of your kitchen floor plan, and then transfer your measurements. See below for example.



4. Measure Your Fixtures

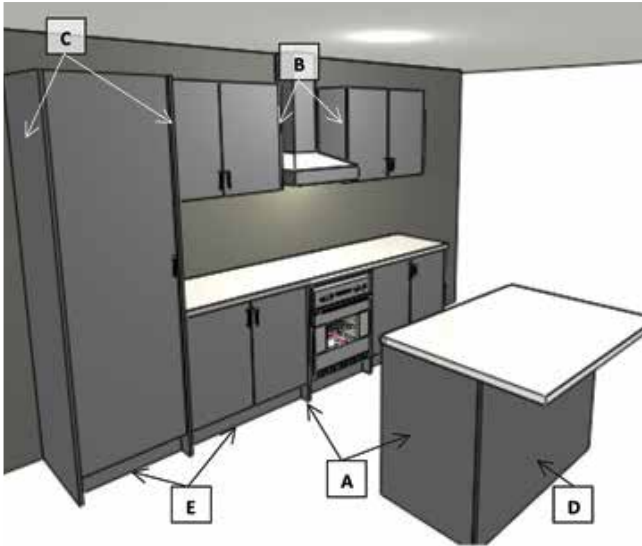
Measure any windows and doors, remembering to always measure from the outside edge of the architrave. Also take measurements of their location on the wall, i.e. how far is the window located from the corner of the wall and how high is it from the floor.

5. Locate Your Services

Find all your utility and services like electrical points, gas and plumbing and mark the relevant symbols onto your plan. Again, remember to note their height and position on the wall. *Symbols for the different utilities are shown below.*

End Panels & Cavities.

Types Of Panels And Their Purposes



There are five types of panel you can install to give your new kitchen a clean finish. Each panel has a different purpose, explained below.

A. Base End Panel

Finishing exposed sides of base cabinets; placed either side of dishwasher cavity.

B. Wall End Panel

Finishing exposed sides of wall cabinets; used as filler panels (after cutting).

C. Pantry End Panel

Finishing exposed sides of pantry cabinets; to create a fridge box (the sides of the fridge wall cabinet); used as filler panels.

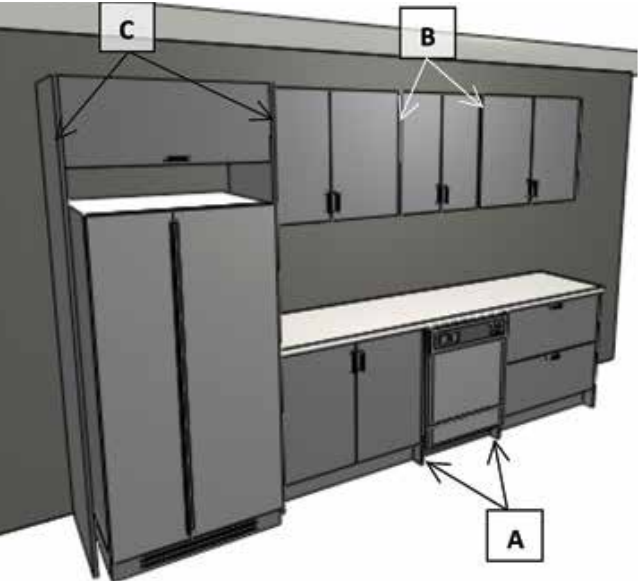
D. Island Back Panel

Finishing the cabinet backs of an island bench.

E. Kickboard

Hides adjustable feet of the base and pantry cabinets.

Kitchen Cavities



Here are some useful measurements when planning out your kitchen cavities, commonly spaces for dishwasher and fridge.

Dishwasher cavity: Leave a space of 636mm\* or more between two base cabinets. Base end panels are 18mm thick, so when you fix a panel to each exposed cabinet side there’ll be at least 600mm of space for your dishwasher.

When using end panels for a dishwasher cavity, use wall end panels either side of a 600mm wall cabinet to keep alignment of your base and wall cabinets.

Fridge cavity: A space of 900mm in width should be sufficient, but check before you go ahead. You can also choose to mount an overhead fridge cabinet, between two pantry end panels. As the image shows, the fridge wall cabinet will mount to the front of the pantry end panels.

\*Excluding Grigio Petra, Grigio Seta and Antracite which are 19.5mm which will require a cavity of 639mm.

UTILITIES SYMBOLS

 PHONE JACK

 GAS OUTLET

 ELECTRICAL OUTPUT

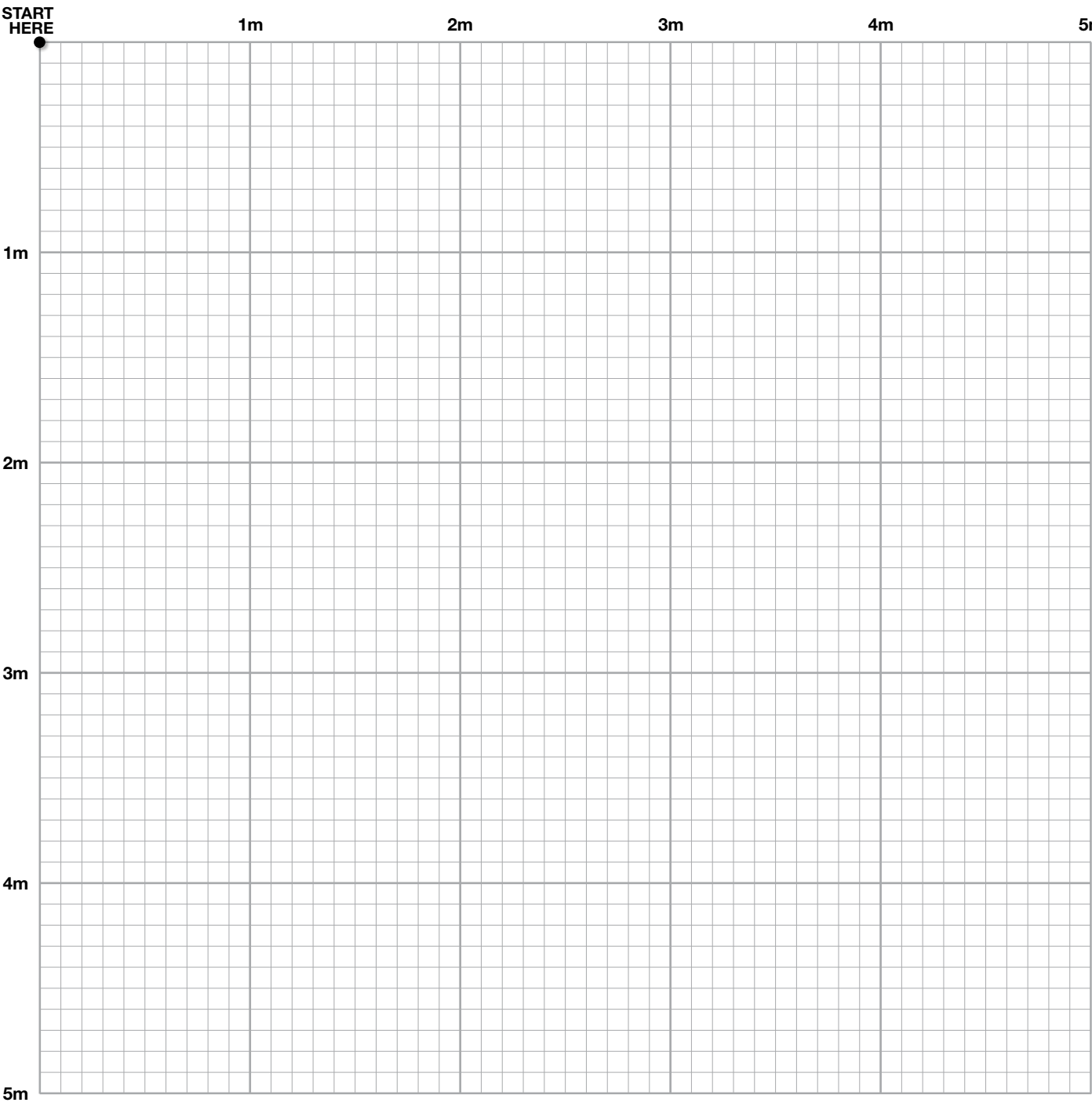
 WATER OUTPUT

If you’re still a bit uncertain about measuring up your kitchen properly, ask one of our kitchen expert’s in-store for more information.



Design Space.

Measure and map out doors and windows. Make a note of which way they open. Locate and mark your plumbing and electrical outlets. Transfer all your measurements to the grid, and start designing!



Delivery & Install.

Home Delivery

Your Principal kitchen is available for you to take home from your local store, flat-packed for transportation. Or we can arrange delivery to your home if you'd prefer, for an additional fee. Just ask one of our staff for more information.



Install It Yourself

The Principal kitchen range is conveniently packed, making it simple for you to assemble and install. All cabinets are pre-drilled with all assembly hardware included. Alternatively, speak to our staff who will be able to refer you to a suitable local trade professional to quote for the installation of your kitchen.



A new kitchen doesn't have to be hard work, this helpful planning guide is full of tips and advice to help you create your dream kitchen. First up, you need to think about the basics. What do you need from your kitchen? This is probably the most important question, because apart from looking great it really needs to function well.

IMPORTANT - PLEASE READ:

All information and tips in this publication are of a general nature only and The Independent Hardware Group does not warrant the accuracy or completeness of the information and tips in this publication. This publication is not intended to be a substitute for expert advice. The Independent Hardware Group advises you to always consult an experienced and qualified person when undertaking jobs of this kind (including consulting a qualified trades person such as an electrician or plumber where relevant expert services are required). You should also consider any safety precautions that may be necessary when undertaking the work described in this publication (including wearing any necessary safety equipment such as safety glasses, goggles or ear protectors or hard hats). The information and tips in this publication are provided on the basis that The Independent Hardware Group excludes all liability for any loss or damage which is suffered or incurred (including, but not limited to, indirect and consequential loss or damage and whether or not such loss or damage could have been foreseen) for any personal injury or damage to property whatsoever resulting from the use of the information and tips in this publication. The Independent Hardware Group also notes that there may be laws, regulations or by-laws with which you must comply when undertaking the work described in this publication. You should obtain all necessary permissions and permits from council and/or any other relevant statutory body or authority before carrying out any work. Colours shown are as close as possible to actual product colours. Always confirm your choice with the sample products shown on the in-store displays. Independent Hardware Group reserves the right to correct any printing errors.

Mitre 10 Australia Pty Ltd ABN 98 009 713 704. Home Timber & Hardware Group Pty Ltd ABN 64 004 037 049

Warranty Information.

Warranty Against Defects

- 1. Our goods come with guarantees that cannot be excluded under the Australian Consumer Law. You are entitled to a replacement or refund for a major failure and for compensation for any other reasonably foreseeable loss or damage. You are also entitled to have the goods repaired or replaced if the goods fail to be of acceptable quality and the failure does not amount to a major failure. Where a failure does not amount to a major failure, the Independent Hardware Group is entitled to choose between providing you with a repair, replacement or refund. To obtain compensation, you would need to provide documentary evidence of the loss or damage suffered, and documentary evidence that such loss or damage was a reasonably foreseeable consequence of a failure by the Independent Hardware Group to comply with a consumer guarantee under the Australian Consumer Law. Such evidence may include photographs, statutory declarations, receipts or reports (eg from your doctor), depending on the loss or damage.
- 2. In addition to all rights and remedies to which you may be entitled under the Competition and Consumer Act 2010 and any other relevant legislation, the manufacturer warrants Principal kitchens to be free from defects in workmanship for a period of 10 years from the date of purchase.
- 3. In order to claim under this warranty simply visit the Independent Hardware Group store (Mitre 10, Home Timber & Hardware, Thrifty-Link or True Value Hardware), along with proof of purchase (typically this will be a receipt) and evidence of the fault (for example, a photo of the fault in the relevant product). Any cost incurred by you in bringing the product or evidence of the fault to the service desk will be borne by you. An inspection may be required. We will then arrange, at our option or at the option of the manufacturer, to either repair or replace the product, or refund your money and take back the product — in accordance with our Returns Policy, a copy of which is available in store.
- 4. Our liability under this manufacturer's warranty is subject to us being satisfied that a defect was caused by defective workmanship, and was not caused by or substantially contributed to by other factors or circumstances beyond our control, including (but not limited to) defective installation, maintenance or repair, alteration or modification of the product in a manner not recommended by the manufacturers or any neglect, misuse or excessive use.
- 5. The benefits conferred by this manufacturer's warranty are in addition to all rights and remedies conveyed by the Competition and Consumer Act 2010, and any other statutory rights to which you may already be entitled, and this warranty does not exclude, restrict or modify any such rights or remedies that are implied by law.
- 6. This warranty is provided by the Independent Hardware Group - Mitre 10 Australia Pty Ltd ABN 98 009 713 704. Home Timber & Hardware Group Pty Ltd ABN 64 004 037 049. 1/19 Corporate Drive, Heatherton, VIC 3202. Phone: 1300 880 440.

Outdoor Kitchen warranty

Principal Outdoor Kitchens are supported by a 10 year warranty for further information please visit [www.principalkitchens.com.au](http://www.principalkitchens.com.au)

Milano Appliances warranty

Milano Appliances warranty All Milano by Häfele appliances come with a 2 year manufacturer's warranty from date of purchase. To extend your warranty by an additional year free of charge, register your appliance within 90 days from date of purchase. If you do not register, your warranty will be the standard 2 year manufacturers warrant.

Sinks 20 years

Detailed warranty information supplied with all products.

Mixer Taps 2 years and WELS Cartridge 5 years

Detailed warranty information supplied with all products.

Polytec Benchtops and Desire Tempo doors 7 years

Detailed warranty information supplied with all products.

Essentials Checklist.

Every great kitchen project needs to have all the essential components. Use this checklist to make sure you have all your bases covered before you build.

Have you marked on your plan before designing:

- ☐ Water and waste
- ☐ Doorways and windows
- ☐ Electrical, gas outlets and existing lighting

Have you included these essentials in your design:

- ☐ Drawers for cutlery
- ☐ Fridge
- ☐ Pantry
- ☐ Handles for your cupboards
- ☐ Oven
- ☐ Cooktop
- ☐ Rangehood
- ☐ Sink
- ☐ Lighting
- ☐ Bin

Have you selected your finishes:

- ☐ Doors and drawer fronts
- ☐ Benchtop
- ☐ Splashback
- ☐ Wall paint
- ☐ Flooring

Have you selected your functional storage?:

- ☐ Overhead storage
- ☐ Drawer organisation
- ☐ Waste & Laundry management
- ☐ Pantry solutions
- ☐ Base storage
- ☐ Corner solution





**Principal.**

